




Club Health Assessment for District 5M 1 through July 2025

			Status	Membership					Reports					Finance	LCIF	
Club Number	Club Name	Charter Date	Times in Status Quo in Past 2 Years	Current Member Count **	YTD Members Added	YTD Members Dropped	YTD Net Growth% ***	Member Count 1 Year Ago	Dropped Members Avg.Length of Service	Months Since Membership Update	Current Officers Reported ****	Current President Repeated Term	VP Reported *****	Last Date Reported Service (mm/yyyy)	Account Balance	YTD Donations
Clubs less than two years old																
186161	Rochester Ambassadors	07/11/2025	Newly Chartered	23	23	0	100.00%	0		0	Y		N			
Clubs more than two years old																
33296	ADAMS	02/09/1977	Active	37	0	0	0.00%	41		7	N	None		06/2025		
Exc Award (06/30/2019, 06/30/2022, 06/30/2024)																
43983	ALTURA	06/25/1984	Active	21	0	0	0.00%	22		2	N	None		07/2025		\$1,000.00
Exc Award (06/30/2017, 06/30/2019, 06/30/2024)																
3040	AUSTIN	10/19/1944	Active	62	0	0	0.00%	55		5	N	None		01/2025		
39025	AUSTIN MORNING	11/28/1980	Active	35	0	0	0.00%	36		2	N	None		04/2025		
Exc Award (06/30/2024)																
145709	Bellechester Area	03/19/2021	Active	5	0	0	0.00%	31		1	N	None		11/2024		
42520	BROWNSVILLE	04/29/1983	Active	22	0	0	0.00%	25		3	N	None		10/2024		
3044	BYRON	11/18/1969	Active	18	0	1	-5.26%	21	14	0	Y		N	09/2024		
Exc Award (06/30/2017, 06/30/2018, 06/30/2019, 06/30/2020)																
3045	CALEDONIA	01/11/1966	Active	18	0	0	0.00%	19		0	Y	2	N	12/2024		
3046	CANNON FALLS	08/24/1973	Active	23	0	0	0.00%	22		0	Y		N	07/2024	90+ Days	
3047	CHATFIELD	04/16/1969	Active	22	0	0	0.00%	27		5	N	None		11/2024		
33007	DENNISON	11/18/1976	Active	22	0	0	0.00%	22		26	N	None		10/2024		
3048	DODGE CENTER	05/20/1968	Active	24	0	0	0.00%	28		1	Y		R	01/2025		
37760	EITZEN	12/28/1979	Active	56	3	0	5.66%	53		0	N	None		04/2025		
Exc Award (06/30/2017, 06/30/2024)																
3052	GOODHUE	04/24/1964	Active	104	1	2	-0.95%	102	1	0	Y		N	06/2025		\$2,000.00
Exc Award (06/30/2017, 06/30/2021, 06/30/2022, 06/30/2024)																
78369	GRAND MEADOW	02/27/2004	Active	22	0	0	0.00%	21		11	N	None		08/2024		
3054	HARMONY	07/17/1947	Active	29	0	0	0.00%	31		1	N	None	N	07/2025		
Exc Award (06/30/2021)																
3055	HAYFIELD	05/16/1966	Active	37	0	0	0.00%	38		6	Y		N	05/2025		



Club Health Assessment for District 5M 1 through July 2025

			Status	Membership					Reports					Finance	LCIF	
Club Number	Club Name	Charter Date	Times in Status Quo in Past 2 Years	Current Member Count **	YTD Members Added	YTD Members Dropped	YTD Net Growth% ***	Member Count 1 Year Ago	Dropped Members Avg.Length of Service	Months Since Membership Update	Current Officers Reported ****	Current President Repeated Term	VP Reported *****	Last Date Reported Service (mm/yyyy)	Account Balance	YTD Donations
35524	HOKAH	05/08/1978	Active	28	0	0	0.00%	31		3	Y	5	R	12/2024		
62892	HOUSTON	03/13/2000	Active	34	0	0	0.00%	31		10	N	None		06/2025		
Exc Award (06/30/2022, 06/30/2024)																
34502	KASSON MANTORVILLE L C	10/18/1977	Active	80	1	0	1.27%	83		0	Y		N	07/2025		
Exc Award (06/30/2017, 06/30/2021, 06/30/2023)																
38891	KELLOGG	09/23/1980	Active	34	0	0	0.00%	34		2	N	None		12/2024		
3056	KENYON	08/28/1945	Active	2	0	0	0.00%	5		1	N	None		11/2024		
3059	LA CRESCENT	10/18/1965	Active	58	0	0	0.00%	59		1	Y		N	07/2025		
Exc Award (06/30/2018, 06/30/2022, 06/30/2023)																
3057	LAKE CITY	09/17/1973	Active	65	0	0	0.00%	64		2	Y		N	06/2025		
Exc Award (06/30/2024)																
120279	Le Roy	09/05/2013	Active	16	0	0	0.00%	16		3	Y		N	05/2025		
Exc Award (06/30/2024)																
3061	LEWISTON	01/24/1957	Active	24	0	0	0.00%	28		1	N	None		04/2025		
Exc Award (06/30/2017)																
3062	LYLE	10/01/1958	Active	17	0	0	0.00%	19		2	N	None		12/2024		
3063	MABEL	11/10/1944	Active	41	0	0	0.00%	43		7	N	None		11/2024		
3065	MAZEPPA	02/20/1973	Active	86	0	2	-2.27%	88	11	0	Y		R	09/2024		
Exc Award (06/30/2024)																
119759	Oronoco	06/21/2013	Active	14	0	0	0.00%	15		2	N	None		07/2025		
55484	OSTRANDER	03/31/1994	Active	15	1	1	0.00%	15	31	0	N	9	R	12/2024		
3069	PINE ISLAND	01/26/1961	Active	59	0	3	-4.84%	59	9	0	Y			04/2025		
Exc Award (06/30/2017, 06/30/2021)																
3070	PLAINVIEW	11/29/1967	Active	38	0	0	0.00%	39		8	N	None		10/2024	\$250.00	
Exc Award (06/30/2017, 06/30/2019, 06/30/2021)																
3071	PRESTON	11/27/1944	Active	32	0	0	0.00%	22		4	Y	8		12/2024		
43846	RACINE	05/29/1984	Active	19	0	0	0.00%	19		12	Y	8		11/2024		
3072	RED WING	07/16/1946	Active	37	0	0	0.00%	39		3	Y			05/2025		\$50.00
Exc Award (06/30/2022)																
31420	ROCHESTER 76	12/02/1975	Active	21	0	0	0.00%	20		0	Y		N	07/2025		



Club Health Assessment for District 5M 1 through July 2025

			Status		Membership					Reports				Finance		LCIF			
Club Number	Club Name	Charter Date	Times in Status Quo in Past 2 Years	Current Member Count **	YTD Members Added	YTD Members Dropped	YTD Net Growth% ***	Member Count 1 Year Ago	Dropped Members Avg.Length of Service	Months Since Membership Update	Current Officers Reported ****	Current President Repeated Term	VP Reported *****	Last Date Reported Service (mm/yyyy)	Account Balance	YTD Donations			
Exc Award (06/30/2022)			Active	31	0	0	0.00%	27		0	Y	2		06/2025					
3073	ROCHESTER HOST	10/21/1938																	
Exc Award (06/30/2017)			Active	24	0	0	0.00%	28		3	Y		N	04/2025					
42521	ROCHESTER MORNING PRIDE	04/29/1983																	
3074	RUSHFORD	06/18/1942	Active	30	0	0	0.00%	31		2	N	None		04/2025					
3076	SPRING GROVE	03/29/1966	Active	34	3	2	3.03%	24	7	0	Y	3	N	06/2025					
3075	ST CHARLES	09/10/1947	Active	32	0	1	-3.03%	33	22	0	N	None		09/2024					
Exc Award (06/30/2016)			Active	35	0	0	0.00%	37		1	N	None		07/2025					
3077	STEWARTVILLE	05/13/1968																	
78765	STEWARTVILLE MORNING	04/12/2004	Active	69	1	3	-2.82%	68	6	0	N		N	07/2025		\$20.00			
Exc Award (06/30/2018, 06/30/2019, 06/30/2021, 06/30/2022, 06/30/2023)			Active(1)	27	5	3	8.00%	31	2	0	Y		N	12/2024					
153917	Wabasha Area Lions	05/11/2023																	
3078	WANAMINGO	07/11/1955	Active	23	0	0	0.00%	23		5	N	None		11/2024					
Exc Award (06/30/2017)			Active	31	0	4	-11.43%	35	21	0	Y		N	07/2025					
3081	WINONA	04/16/1935																	
Exc Award (06/30/2024)			Active	13	0	2	-13.33%	17	3	0	N		N	02/2025					
58289	WINONA RIVERTOWN	05/20/1996																	
Exc Award (06/30/2019)			Active	10	0	0	0.00%	9		6	N	None		11/2024					
36370	WYKOFF	12/29/1978																	
143807	Zumbro Falls Lioness	12/07/2020	Active	17	0	0	0.00%	19		2	Y	2	R	04/2025					
126857	Zumbrota	02/12/2016	Active	17	0	0	0.00%	17		15	N	None		05/2025					
Current Total Clubs Count	YTD New Clubs Count	YTD Cancelled Clubs Count	YTD Net Club Gain	Current Total Members Count	YTD Add	YTD Drop	YTD Net Growth	YTD Net Growth %	Member Count 12 Months Ago	Average Member Count Per Club	% of Clubs with less than 20 members	% No Officer Report in 12 Months	% of Clubs with balance 90+ days	Number of Clubs in Status Quo	% Status Quo Clubs in Financial Suspension	Number of Cancelled Clubs	Average Cancelled Club Age	Members Lost Due to Cancellation	% of Clubs Cancelled for Non-Financial Reasons
52	1	0	1	1,693	38	24	14	0.83%	1,722	33	25%	21%	2%	0	0%	0	0	0	0%

* - P - Priority Club. Cancellation Reasons: 1-Objectives/conduct, 2-Non-active club, 5-Non-existing club, 6-Disbanding, 7-Merger, 8-Financial Suspension, 9-District/Multiple District Dues.

** Red denotes below 15 active members.

*** Red denotes 20% + loss.

**** Y - all 3 (President, Secretary, Treasurer) club officers reported, N - not all 3 reported.

***** Abbreviation: N-New, IP-Immediate Past, R-Repeat.




Club Health Assessment for District 5M 2 through July 2025

			Status	Membership					Reports				Finance		LCIF	
Club Number	Club Name	Charter Date	Times in Status Quo in Past 2 Years	Current Member Count **	YTD Members Added	YTD Members Dropped	YTD Net Growth% ***	Member Count 1 Year Ago	Dropped Members Avg.Length of Service	Months Since Membership Update	Current Officers Reported ****	Current President Repeated Term	VP Reported *****	Last Date Reported Service (mm/yyyy)	Account Balance	YTD Donations
Clubs less than two years old			Newly Chartered	16	0	0	0.00%	0		1	N	2		07/2025		
182408	Le Sueur County CSL	06/04/2025														
Clubs more than two years old																
3038	ALBERT LEA	12/10/1940	Active	30	0	0	0.00%	28		0	N	2		08/2024		
3039	ALBERT LEA CLOVERLEAF	12/18/1973	Active	9	0	0	0.00%	9		4	Y			12/2024		
53774	ALBERT LEA LAKEVIEW	10/30/1992	Active	35	0	1	-2.78%	32	0	0	Y			05/2025		
36188	ALDEN	11/17/1978	Active	18	0	0	0.00%	22		3	Y		N	09/2024		\$30.00
Exc Award (06/30/2019, 06/30/2023)																
39339	AMBOY	01/26/1981	Active	15	0	0	0.00%	16		3	Y	3		07/2025		
2989	ARLINGTON	10/09/1952	Active	15	0	0	0.00%	16		0	Y		N	07/2025		\$20.00
50337	BELLE PLAINE	03/22/1990	Active	19	0	0	0.00%	19		3	N	None		09/2024		
3041	BLOOMING PRAIRIE	11/16/1954	Active	37	0	11	-22.92%	48	16	0	N	None		07/2024		
3042	BLUE EARTH	03/24/1960	Active	4	0	0	0.00%	21		1	N			06/2025		
40988	BROWNTON	03/22/1982	Active	37	0	1	-2.63%	37	16	0	Y		N	04/2025		
Exc Award (06/30/2024)																
2991	CARVER	10/23/1973	Active	49	0	0	0.00%	45		1	Y		R	04/2025		
49028	CHANHASSEN	11/21/1988	Active	56	0	0	0.00%	61		2	Y		N	07/2025		\$355.00
Exc Award (06/30/2022, 06/30/2023)																
2993	CHASKA	02/27/1958	Active	61	0	0	0.00%	68		1	Y	2	R	07/2025		
Exc Award (06/30/2017)																
28004	COLOGNE	02/19/1974	Active	44	0	0	0.00%	42		0	Y		N	12/2024		\$100.00
Exc Award (06/30/2024)																
40298	COURTLAND	08/31/1981	Active	18	1	0	5.88%	21		0	Y		N	07/2025		
Exc Award (06/30/2016, 06/30/2019, 06/30/2024)																
136588	Eagle Lake Area	10/10/2018	Active	16	0	0	0.00%	14		3	Y		N	06/2025		
Exc Award (06/30/2023)																
3050	ELLENDALE	02/25/1971	Active	20	0	0	0.00%	18		2	Y	2		01/2025		
3051	FARIBAULT	10/11/1921	Active	42	0	0	0.00%	44		0	Y		N	07/2025		\$185.00



Club Health Assessment for District 5M 2 through July 2025

			Status	Membership						Reports				Finance	LCIF	
Club Number	Club Name	Charter Date	Times in Status Quo in Past 2 Years	Current Member Count **	YTD Members Added	YTD Members Dropped	YTD Net Growth% ***	Member Count 1 Year Ago	Dropped Members Avg.Length of Service	Months Since Membership Update	Current Officers Reported ****	Current President Repeated Term	VP Reported *****	Last Date Reported Service (mm/yyyy)	Account Balance	YTD Donations
Exc Award (06/30/2018, 06/30/2019, 06/30/2022, 06/30/2023)																
3001	GIBBON	11/24/1959	Active	27	0	2	-6.90%	29	7	0	Y		N	07/2025		\$200.00
29907	GLENCOE	11/11/1974	Active	22	1	0	4.76%	24		0	N	None		01/2025		
3003	GREEN ISLE	09/19/1972	Active	38	2	1	2.70%	38	10	0	Y		N	05/2025		
Exc Award (06/30/2022, 06/30/2023)																
41138	HAMBURG	04/20/1982	Active	25	0	1	-3.85%	29	42	0	Y	8	N	07/2025		
Exc Award (06/30/2017, 06/30/2022, 06/30/2023)																
3004	HENDERSON	10/27/1970	Active	25	0	0	0.00%	20		5	N	None		09/2024		\$190.00
41457	HUTCHINSON	06/28/1982	Active	27	3	2	3.85%	27	4	0	Y		N	07/2025		
Exc Award (06/30/2017, 06/30/2023)																
36547	JORDAN	02/26/1979	Active	46	2	0	4.55%	46		0	Y		N	07/2025		
Exc Award (06/30/2022, 06/30/2023)																
53213	JORDAN JORDANESS	06/03/1992	Active	52	0	0	0.00%	51		0	Y		N	12/2024		
Exc Award (06/30/2016, 06/30/2017, 06/30/2023, 06/30/2024)																
36792	LAFAYETTE & AREA	03/27/1979	Active	42	0	1	-2.33%	45	23	0	Y		N	06/2025		
Exc Award (06/30/2017, 06/30/2018)																
3058	LAKE CRYSTAL	09/06/1945	Active	39	0	0	0.00%	40		3	N			10/2024		
31649	LE CENTER	02/09/1976	Active	43	0	0	0.00%	44		4	N	None		11/2024		
3060	LE SUEUR	03/09/1960	Active	37	0	0	0.00%	37		1	N	3		06/2025		
Exc Award (06/30/2017, 06/30/2018)																
45762	LESTER PRAIRIE	02/24/1986	Active	27	0	0	0.00%	27		0	Y		N	06/2025		
Exc Award (06/30/2017)																
37762	LONSDALE	12/27/1979	Active	31	0	0	0.00%	26		1	Y	7	R	06/2025		
Exc Award (06/30/2022, 06/30/2024)																
3064	MANKATO	09/26/1925	Active	18	0	0	0.00%	17		5	Y			04/2025		
43847	MANKATO SUNRISE	05/07/1984	Active	26	0	0	0.00%	27		9	Y		N	10/2024		
Exc Award (06/30/2017)																
132699	Mayer New Germany	10/20/2017	Active	18	0	0	0.00%	14		2	Y		IP	07/2025		
46808	MINNESOTA LAKE	01/05/1987	Active	19	1	0	5.56%	18		0	Y		N	06/2025		
Exc Award (06/30/2017)																



Club Health Assessment for District 5M 2 through July 2025

			Status	Membership						Reports				Finance	LCIF			
Club Number	Club Name	Charter Date	Times in Status Quo in Past 2 Years	Current Member Count **	YTD Members Added	YTD Members Dropped	YTD Net Growth% ***	Member Count 1 Year Ago	Dropped Members Avg.Length of Service	Months Since Membership Update	Current Officers Reported ****	Current President Repeated Term	VP Reported *****	Last Date Reported Service (mm/yyyy)	Account Balance	YTD Donations		
42744	MONTGOMERY	06/20/1983	Active	23	0	0	0.00%	23		3	Y	2	N	06/2025	90+ Days	\$25.00		
	Exc Award (06/30/2018)																	
42153	NEW AUBURN	01/31/1983	Active	11	0	0	0.00%	12		3	Y	2	N	05/2025				
	Exc Award (06/30/2017)																	
3014	NEW MARKET-ELKO-WEBSTER	06/06/1973	Active	42	1	0	2.44%	45		0	Y	2	R	07/2025				
129229	New Prague Area	10/26/2016	Active	16	0	1	-5.88%	22	9	0	N	None	N	03/2025				
	Exc Award (06/30/2019)																	
3066	NEW RICHLAND	03/19/1969	Active	22	0	0	0.00%	21		2	N	10		12/2024				
3016	NICOLLET	02/29/1972	Active	43	0	1	-2.27%	45	53	0	Y		N	07/2025				
	Exc Award (06/30/2017, 06/30/2023)																	
3067	NORTHFIELD	10/24/1921	Active	32	0	0	0.00%	29		3	Y		N	11/2024				
	Exc Award (06/30/2017)																	
48858	NORWOOD YOUNG AMERICA	08/16/1988	Active	29	0	0	0.00%	29		1	Y		N	12/2024				\$1,500.00
55138	NORWOOD-YOUNG AMERICA W CARVER	12/20/1993	Active	23	0	0	0.00%	23		2	Y		N	07/2025				
	Exc Award (06/30/2017)																	
3068	OWATONNA	08/25/1922	Active	21	0	0	0.00%	21		1	Y	2	R	06/2025				
	Exc Award (06/30/2022)																	
42154	PLATO	01/17/1983	Active	31	0	0	0.00%	31		2	Y	2	N	06/2025				
	Exc Award (06/30/2016, 06/30/2019, 06/30/2024)																	
3019	PRIOR LAKE	11/05/1946	Active	30	0	0	0.00%	35		4	Y		N	06/2025		\$3,000.00		
	Exc Award (06/30/2017, 06/30/2022, 06/30/2024)																	
3026	SHAKOPEE	09/05/1962	Active	121	0	0	0.00%	120		2	N	None		08/2024				
59992	SHAKOPEE VALLEY	10/06/1997	Active	27	0	0	0.00%	27		1	Y	2	N	07/2025				
	Exc Award (06/30/2019)																	
3027	SILVER LAKE	09/26/1966	Active	47	0	0	0.00%	45		2	Y			07/2025				
	Exc Award (06/30/2017)																	
3024	ST PETER	05/08/1946	Active	67	0	0	0.00%	65		1	Y		N	05/2025				
3029	STEWART	11/29/1965	Active	16	0	0	0.00%	15		2	Y		IP	09/2024				
101925	VESELI AREA	05/10/2008	Active	24	0	0	0.00%	29		1	Y	17	R	03/2025				
	Exc Award (06/30/2024)																	



Club Health Assessment for District 5M 2 through July 2025

			Status		Membership					Reports				Finance		LCIF			
Club Number	Club Name	Charter Date	Times in Status Quo in Past 2 Years	Current Member Count **	YTD Members Added	YTD Members Dropped	YTD Net Growth% ***	Member Count 1 Year Ago	Dropped Members Avg.Length of Service	Months Since Membership Update	Current Officers Reported ****	Current President Repeated Term	VP Reported *****	Last Date Reported Service (mm/yyyy)	Account Balance	YTD Donations			
3031	VICTORIA	09/28/1966	Active	159	10	0	6.71%	112		0	Y		N	05/2025		\$540.00			
	Exc Award (07/01/2017)																		
3033	WACONIA	08/02/1945	Active	114	0	1	-0.87%	115	8	0	Y		N	10/2024					
	Exc Award (06/30/2023)																		
143455	WACONIA DANDYLIONS	11/03/2020	Active	67	1	0	1.52%	67		0	Y	2	N	12/2024					
	Exc Award (06/30/2022)																		
3079	WASECA	10/27/1927	Active	35	0	0	0.00%	35		0	Y		R	05/2025					
	Exc Award (06/30/2024)																		
3035	WATERTOWN	05/22/1952	Active	80	1	0	1.27%	82		0	Y	2	R	07/2025					
3080	WATERVILLE	01/15/1945	Active	47	0	0	0.00%	42		2	Y		N	06/2025					
31730	WELLS	02/24/1976	Active	18	0	0	0.00%	21		2	Y		N	12/2024					
56921	WINNEBAGO	05/03/1995	Active	10	0	0	0.00%	10		8	N	11		07/2025					
42637	WINTHROP	05/31/1983	Active	24	1	0	4.35%	22		0	Y		IP	07/2025					
	Exc Award (06/30/2023, 06/30/2024)																		
Current Total Clubs Count	YTD New Clubs Count	YTD Cancelled Clubs Count	YTD Net Club Gain	Current Total Members Count	YTD Add	YTD Drop	YTD Net Growth	YTD Net Growth %	Member Count 12 Months Ago	Average Member Count Per Club	% of Clubs with less than 20 members	% No Officer Report in 12 Months	% of Clubs with balance 90+ days	Number of Clubs in Status Quo	% Status Quo Clubs in Financial Suspension	Number of Cancelled Clubs	Average Cancelled Club Age	Members Lost Due to Cancellation	% of Clubs Cancelled for Non-Financial Reasons
64	0	0	0	2,282	24	23	1	0.04%	2,263	36	27%	2%	2%	0	0%	0	0	0	0%

* - P - Priority Club. Cancellation Reasons: 1-Objectives/conduct, 2-Non-active club, 5-Non-existing club, 6-Disbanding, 7-Merger, 8-Financial Suspension, 9-District/Multiple District Dues.

** Red denotes below 15 active members.

*** Red denotes 20% + loss.

**** Y - all 3 (President, Secretary, Treasurer) club officers reported, N - not all 3 reported.

***** Abbreviation: N-New, IP-Immediate Past, R-Repeat.




Club Health Assessment for District 5M 3 through July 2025

			Status	Membership						Reports				Finance	LCIF	
Club Number	Club Name	Charter Date	Times in Status Quo in Past 2 Years	Current Member Count **	YTD Members Added	YTD Members Dropped	YTD Net Growth% ***	Member Count 1 Year Ago	Dropped Members Avg.Length of Service	Months Since Membership Update	Current Officers Reported ****	Current President Repeated Term	VP Reported *****	Last Date Reported Service (mm/yyyy)	Account Balance	YTD Donations
Clubs more than two years old																
31417	CANBY	12/19/1975	Active	13	0	0	0.00%	13		1	Y	7	R	02/2025		
2994	CLARKFIELD	05/12/1953	Active	22	0	0	0.00%	25		2	Y	3	R	12/2024		
2995	COMFREY	05/27/1963	Active	7	0	0	0.00%	8		3	Y		IP	04/2025		
2999	FAIRMONT	02/06/1956	Active	20	0	0	0.00%	19		0	Y		N	02/2025		
3000	FULDA	01/24/1963	Active	24	0	0	0.00%	24		3	Y		N	07/2025		
3002	GRANITE FALLS	04/09/1973	Active	38	0	0	0.00%	38		1	Y		N	07/2025		
43984	HADLEY	06/30/1984	Active	35	0	0	0.00%	29		0	Y		N	07/2025		
Exc Award (06/30/2017)																
3006	JACKSON	04/06/1960	Active	37	0	0	0.00%	42		6	Y		N	04/2025		
34500	JASPER	10/18/1977	Active	25	0	1	-3.85%	24	29	0	Y	3	R	07/2025		
55465	JEFFERS COMMUNITY	03/28/1994	Active	20	0	0	0.00%	14		0	Y	2	N	04/2025		
3008	LAKE BENTON	12/07/1966	Active	25	0	0	0.00%	21		3	Y		R	04/2025		
32313	LAKEFIELD	05/28/1976	Active	21	0	0	0.00%	18		3	Y	2	R	06/2025		
3009	LAMBERTON	01/15/1951	Active	11	0	0	0.00%	11		1	N	4		11/2024		
3010	LUCAN	09/17/1973	Active	48	1	0	2.13%	44		0	Y		N	07/2025		
Exc Award (06/30/2023, 06/30/2024)																
3011	LUVERNE	02/12/1958	Active	25	0	0	0.00%	33		3	Y		N	03/2025		
51605	MADELIA	05/13/1991	Active	26	0	0	0.00%	26		4	Y	2	R	02/2025		
3012	MARSHALL	04/23/1946	Active	24	0	0	0.00%	24		3	N	2	R	05/2025		
Exc Award (06/30/2023)																
29078	MILROY	04/16/1974	Active	31	0	0	0.00%	31		12	Y	3	R	11/2024		
Exc Award (07/30/2017)																
3013	MORGAN	08/18/1955	Active	21	0	0	0.00%	22		1	Y		N	07/2025		
31418	MOUNTAIN LAKE	12/15/1975	Active	21	0	1	-4.55%	22	38	0	Y		N	07/2025		
3015	NEW ULM	03/22/1929	Active	60	1	0	1.69%	65		0	Y		N	06/2025		
Exc Award (06/30/2023)																
125178	Pipestone Lions Club	06/23/2015	Active	10	1	2	-9.09%	10	1	0	Y	3	R	07/2025		
3020	REDWOOD FALLS	06/07/1929	Active	31	0	0	0.00%	37		1	Y			06/2025		



Club Health Assessment for District 5M 3 through July 2025

			Status	Membership					Reports				Finance	LCIF		
Club Number	Club Name	Charter Date	Times in Status Quo in Past 2 Years	Current Member Count **	YTD Members Added	YTD Members Dropped	YTD Net Growth% ***	Member Count 1 Year Ago	Dropped Members Avg.Length of Service	Months Since Membership Update	Current Officers Reported ****	Current President Repeated Term	VP Reported *****	Last Date Reported Service (mm/yyyy)	Account Balance	YTD Donations
32063	SHERBURN	04/15/1976	Active	43	0	0	0.00%	45		2	Y		N	04/2025		
3028	SLEEPY EYE	01/04/1949	Active	19	0	0	0.00%	17		2	Y	2	N	11/2024		
128845	Springfield Area	09/06/2016	Active	29	0	1	-3.33%	26	2	0	Y		N	04/2025		\$50.00
3023	ST JAMES	10/16/1958	Active	19	0	0	0.00%	21		3	Y		N	07/2025		
32354	TRACY	06/07/1976	Active	63	0	0	0.00%	71		1	Y			06/2025		
Exc Award (06/30/2018, 07/01/2017)																
32353	TRUMAN	06/16/1976	Active	11	0	0	0.00%	15		4	Y		N	03/2025		
3030	TYLER	04/17/1972	Active	31	0	0	0.00%	31		7	Y		N	03/2025		
31240	VESTA	10/07/1975	Active	31	0	0	0.00%	31		24	N	13		01/2025		
3032	WABASSO	11/17/1970	Active	66	0	0	0.00%	68		6	Y			01/2025		
47015	WESTBROOK	03/06/1987	Active(1)	18	0	0	0.00%	16		5	Y		N	07/2025		
3036	WINDOM	04/14/1971	Active	37	0	1	-2.63%	39	0	0	Y		N	06/2025		

Clubs Cancelled Previous Fiscal Year – Clubs Cancelled within last 12 months may be reinstated

Club Number	Club Name	Charter Date	Current Status*	Cancellation Date
2998	ECHO	04/18/1963	Cancelled(6*)	12/30/2024

Current Total Clubs Count	YTD New Clubs Count	YTD Cancelled Clubs Count	YTD Net Club Gain	Current Total Members Count	YTD Add	YTD Drop	YTD Net Growth	YTD Net Growth %	Member Count 12 Months Ago	Average Member Count Per Club	% of Clubs with less than 20 members	% No Officer Report in 12 Months	% of Clubs with balance 90+ days	Number of Clubs in Status Quo	% Status Quo Clubs in Financial Suspension	Number of Cancelled Clubs	Average Cancelled Club Age	Members Lost Due to Cancellation	% of Clubs Cancelled for Non-Financial Reasons
34	0	0	0	962	3	6	-3	-0.31%	980	28	24%	0%	0%	0	0%	0	0	0	0%

* - P - Priority Club. Cancellation Reasons: 1-Objectives/conduct, 2-Non-active club, 5-Non-existing club, 6-Disbanding, 7-Merger, 8-Financial Suspension, 9-District/Multiple District Dues.

** Red denotes below 15 active members.

*** Red denotes 20% + loss.

**** Y - all 3 (President, Secretary, Treasurer) club officers reported, N - not all 3 reported.

***** Abbreviation: N-New, IP-Immediate Past, R-Repeat.



Club Health Assessment for District 5M 4 through July 2025

			Status	Membership						Reports				Finance	LCIF	
Club Number	Club Name	Charter Date	Times in Status Quo in Past 2 Years	Current Member Count **	YTD Members Added	YTD Members Dropped	YTD Net Growth% ***	Member Count 1 Year Ago	Dropped Members Avg.Length of Service	Months Since Membership Update	Current Officers Reported ****	Current President Repeated Term	VP Reported *****	Last Date Reported Service (mm/yyyy)	Account Balance	YTD Donations
Clubs less than two years old																
177248	ALEXANDRIA CHAMPIONS	08/22/2024	Active	39	0	0	0.00%	0		1	Y	2	N	07/2025		
Clubs more than two years old																
3132	ALEXANDRIA Exc Award (06/30/2017)	03/19/1963	Active	46	0	0	0.00%	53		0	Y		N	06/2025		
3133	APPLETON	05/05/1972	Active	15	0	0	0.00%	15		11	N			11/2024		
3134	ASHBY Exc Award (06/30/2017)	12/06/1967	Active	27	0	0	0.00%	24		1	Y	3	N	04/2025		
32502	ATWATER Exc Award (06/30/2017)	06/21/1976	Active	35	0	0	0.00%	37		1	Y		N	11/2024		
3138	BENSON	12/15/1966	Active	49	0	0	0.00%	40		1	Y	2	R	07/2025		
2990	BIRD ISLAND	01/22/1964	Active	77	0	0	0.00%	78		3	Y	2	R	07/2025		
3139	BRANDON Exc Award (06/30/2017)	03/18/1969	Active	14	0	0	0.00%	15		1	Y	4	N	02/2025		
36678	BUFFALO LAKE Exc Award (06/30/2021, 06/30/2024)	03/05/1979	Active	58	6	0	11.54%	57		0	Y			07/2025		
30549	CARLOS	04/14/1975	Active	19	0	0	0.00%	17		0	Y		R	06/2025		
34503	CEDAR MILLS	10/18/1977	Active	5	0	0	0.00%	5		16	Y	9		11/2024		
3141	CLARA CITY Exc Award (06/30/2017)	03/29/1946	Active	26	0	0	0.00%	25		1	Y		N	05/2025		
3143	COSMOS	04/20/1964	Active	18	0	0	0.00%	18		1	Y		N	06/2025		
2997	DANUBE	02/03/1955	Active	13	0	1	-7.14%	16	6	0	Y	2	R	05/2025		
42046	DARWIN	12/28/1982	Active	38	0	0	0.00%	38		12	Y	2	N	04/2025		
44281	DAWSON	10/31/1984	Active(1)	2	0	0	0.00%	2		14	Y	4		11/2024		
3146	ELBOW LAKE Exc Award (06/30/2017)	05/22/1945	Active	44	1	0	2.33%	44		0	Y		N	12/2024		
97970	EVANSVILLE	11/07/2006	Active	13	0	0	0.00%	13		16	Y	16		02/2025		
30552	FAIRFAX	04/14/1975	Active	25	0	0	0.00%	25		2	Y	8	R	07/2025		
55139	FORADA	12/20/1993	Active	27	0	0	0.00%	36		0	Y			05/2025		




Club Health Assessment for District 5M 4 through July 2025

			Status	Membership					Reports					Finance	LCIF	
Club Number	Club Name	Charter Date	Times in Status Quo in Past 2 Years	Current Member Count **	YTD Members Added	YTD Members Dropped	YTD Net Growth% ***	Member Count 1 Year Ago	Dropped Members Avg.Length of Service	Months Since Membership Update	Current Officers Reported ****	Current President Repeated Term	VP Reported *****	Last Date Reported Service (mm/yyyy)	Account Balance	YTD Donations
30254	FRANKLIN	02/21/1975	Active	19	0	0	0.00%	20		6	N	None		04/2025		
Exc Award (06/30/2017)																
105081	GARFIELD	03/25/2009	Active	12	0	0	0.00%	12		13	Y		IP	03/2025		
3149	GLENWOOD	10/18/1940	Active	17	0	0	0.00%	17		9	Y	4	R	07/2025		\$200.00
123557	Grant County	11/06/2014	Active	22	0	5	-18.52%	28	4	0	Y		N	12/2024		
Exc Award (06/30/2018)																
34159	GROVE CITY	06/29/1977	Active	18	0	0	0.00%	20		2	Y			05/2025		
3150	HANCOCK	10/21/1953	Active	12	0	0	0.00%	12		6	N	None		01/2025		
36189	HECTOR	11/06/1978	Active	46	0	0	0.00%	47		2	Y		N	12/2024		
Exc Award (06/30/2018, 06/30/2024)																
3152	HOFFMAN	01/18/1968	Active	38	1	0	2.70%	44		0	Y		N	07/2025		
3153	KENSINGTON	05/26/1964	Active	20	0	0	0.00%	21		11	Y		N	11/2024		
45351	KERKHOVEN	09/30/1985	Active	27	0	0	0.00%	29		5	Y	4		04/2025		
49098	KINGSTON	12/16/1988	Active	25	0	0	0.00%	26		2	Y	8		05/2025		
3155	LITCHFIELD	01/23/1948	Active	46	0	0	0.00%	49		1	Y		N	08/2024		
Exc Award (06/30/2017)																
29992	LOWRY	12/10/1974	Active	28	0	0	0.00%	28		1	Y	2	R	05/2025		
Exc Award (06/30/2017)																
3156	MAYNARD	01/30/1964	Active	18	0	0	0.00%	21		2	Y	6	IP	07/2025		
3158	MILAN	03/29/1951	Active	19	0	0	0.00%	20		0	Y		N	03/2025		
Exc Award (06/30/2016, 06/30/2017)																
29832	MILTONA	10/21/1974	Active	26	0	0	0.00%	27		1	Y	3	R	06/2025		
3159	MONTEVIDEO	04/01/1946	Active	31	0	0	0.00%	33		2	Y		N	06/2025		\$530.00
Exc Award (06/30/2016, 06/30/2023)																
3160	MORRIS	05/19/1939	Active	27	0	0	0.00%	28		1	Y		N	06/2025		
46809	NEW LONDON	01/09/1987	Active	16	0	0	0.00%	15		2	Y	2	N	07/2025		
Exc Award (06/30/2017)																
3017	OLIVIA	01/09/1957	Active	23	0	0	0.00%	24		1	Y	5	R	03/2025		
Exc Award (06/30/2017)																
3162	OSAKIS	06/22/1970	Active	20	0	0	0.00%	20		7	Y			07/2025		
40489	PENNOCK	11/25/1981	Active	18	1	2	-5.26%	20	16	0	Y	7		04/2025		



Club Health Assessment for District 5M 4 through July 2025

 Club Number Club Name Charter Date						Status					Membership					Reports				Finance		LCIF
						Times in Status Quo in Past 2 Years	Current Member Count **	YTD Members Added	YTD Members Dropped	YTD Net Growth% ***	Member Count 1 Year Ago	Dropped Members Avg.Length of Service	Months Since Membership Update	Current Officers Reported ****	Current President Repeated Term	VP Reported *****	Last Date Reported Service (mm/yyyy)	Account Balance	YTD Donations			
33993	RAYMOND	06/13/1977	Active	29	0	1	-3.33%	27	2	0	Y		N	06/2025								
41819	RENVILLE	09/03/1982	Active	20	1	2	-4.76%	23	10	0	Y		IP	07/2025								
3022	SACRED HEART	05/01/1953	Active	17	0	0	0.00%	18		0	Y		N	02/2025								
Exc Award (06/30/2017)																						
3170	SAUK CENTRE	09/23/1946	Active	65	0	1	-1.52%	60	5	0	Y		N	07/2025		\$205.00						
Exc Award (06/30/2017, 06/30/2020, 06/30/2022, 06/30/2023)																						
154469	Sauk Centre Sauk River Champions	06/14/2023	Active	26	1	0	4.00%	29		0	Y	2		06/2025								
Exc Award (06/30/2024)																						
38851	SPICER SUNRISE	08/04/1980	Active	44	1	0	2.33%	45		1	Y	2		07/2025								
Exc Award (06/30/2017, 06/30/2023)																						
99512	VILLARD AREA	06/04/2007	Active	12	0	0	0.00%	12		12	Y	8	R	09/2024								
3176	WATSON	01/19/1956	Active	10	0	0	0.00%	14		1	Y		N	07/2025								
Exc Award (06/30/2017)																						
32912	WENDELL	11/09/1976	Active	17	0	0	0.00%	22		0	Y	2	R	07/2025								
3177	WHEATON	01/27/1947	Active	25	0	0	0.00%	23		1	Y	3	R	07/2025								
3178	WILLMAR NOON	09/13/1940	Active	22	0	0	0.00%	23		1	Y		N	11/2024		\$1,000.00						
Current Total Clubs Count	YTD New Clubs Count	YTD Cancelled Clubs Count	YTD Net Club Gain	Current Total Members Count	YTD Add	YTD Drop	YTD Net Growth %	Member Count 12 Months Ago	Average Member Count Per Club	% of Clubs with less than 20 members	% No Officer Report in 12 Months	% of Clubs with balance 90+ days	Number of Clubs in Status Quo	% Status Quo Clubs in Financial Suspension	Number of Cancelled Clubs	Average Cancelled Club Age	Members Lost Due to Cancellation	% of Clubs Cancelled for Non-Financial Reasons				
53	0	0	0	1,405	12	12	0	0.00%	1,415	27	40%	0%	0%	0	0%	0	0	0%				

* - P - Priority Club. Cancellation Reasons: 1-Objectives/conduct, 2-Non-active club, 5-Non-existing club, 6-Disbanding, 7-Merger, 8-Financial Suspension, 9-District/Multiple District Dues.

** Red denotes below 15 active members.

*** Red denotes 20% + loss.

**** Y - all 3 (President, Secretary, Treasurer) club officers reported, N - not all 3 reported.

***** Abbreviation: N-New, IP-Immediate Past, R-Repeat.



Club Health Assessment for District 5M 5 through July 2025

INTERNATIONAL

			Status	Membership						Reports				Finance	LCIF	
Club Number	Club Name	Charter Date	Times in Status Quo in Past 2 Years	Current Member Count **	YTD Members Added	YTD Members Dropped	YTD Net Growth% ***	Member Count 1 Year Ago	Dropped Members Avg.Length of Service	Months Since Membership Update	Current Officers Reported ****	Current President Repeated Term	VP Reported *****	Last Date Reported Service (mm/yyyy)	Account Balance	YTD Donations
Clubs more than two years old																
2947	BLOOMINGTON	01/30/1951	Active	61	0	0	0.00%	63		1	Y	3	R	07/2025		
	Exc Award (06/30/2016, 06/30/2017, 06/30/2018, 06/30/2019, 06/30/2023, 06/30/2024)															
2949	BROOKLYN CENTER	03/30/1955	Active	36	1	0	2.86%	33		0	Y		N	06/2025		
	Exc Award (06/30/2016, 06/30/2017, 06/30/2023, 06/30/2024)															
143549	Brooklyn Center Lady Lions	11/18/2020	Active	18	0	0	0.00%	16		1	Y		IP	06/2025		
	Exc Award (06/30/2021, 06/30/2023)															
2950	BROOKLYN PARK	05/24/1961	Active	32	3	0	10.34%	25		0	Y		N	07/2025		\$50.00
	Exc Award (06/30/2023)															
82965	BROOKLYN PARK LADY	06/30/2004	Active	9	0	1	-10.00%	9	21	0	Y		IP	07/2025		
	Exc Award (06/30/2017, 06/30/2018, 06/30/2022)															
64953	CAMDEN	01/25/2002	Active	18	0	0	0.00%	20		1	Y	13	R	06/2025		
	Exc Award (06/30/2020)															
2952	CORCORAN	12/01/1965	Active	33	0	0	0.00%	33		0	Y	13	R	07/2025		
	Exc Award (06/30/2021)															
2953	CRYSTAL	05/16/1962	Active	16	0	0	0.00%	18		3	N	None		03/2025		
29449	DAYTON	06/28/1974	Active	30	0	0	0.00%	29		3	N	None		05/2025		
2956	EDEN PRAIRIE	10/17/1960	Active	107	1	0	0.94%	105		1	Y	2	N	07/2025		
	Exc Award (06/30/2017, 06/30/2018)															
145775	Eden Prairie Lioness	04/01/2021	Active	28	0	0	0.00%	29		1	N	None		01/2025		
	Exc Award (06/30/2023)															
2957	EDINA	01/21/1946	Active	8	0	1	-11.11%	10	19	0	Y	6		06/2025		
128310	Excelsior	07/21/2016	Active	65	0	4	-5.80%	55	1	0	Y	2	R	07/2025		
	Exc Award (06/30/2021, 06/30/2023, 06/30/2024)															
34499	HAMEL	10/18/1977	Active	54	0	0	0.00%	52		0	Y	2	R	07/2025		
	Exc Award (06/30/2017, 06/30/2019, 06/30/2020, 06/30/2023)															
2959	HOPKINS	11/28/1938	Active	40	0	2	-4.76%	41	1	0	Y		N	07/2025		




Club Health Assessment for District 5M 5 through July 2025

			Status	Membership					Reports				Finance	LCIF		
Club Number	Club Name	Charter Date	Times in Status Quo in Past 2 Years	Current Member Count **	YTD Members Added	YTD Members Dropped	YTD Net Growth% ***	Member Count 1 Year Ago	Dropped Members Avg.Length of Service	Months Since Membership Update	Current Officers Reported ****	Current President Repeated Term	VP Reported *****	Last Date Reported Service (mm/yyyy)	Account Balance	YTD Donations
Exc Award (06/30/2016, 06/30/2017, 06/30/2020, 06/30/2021, 06/30/2023, 06/30/2024)			Active	12	0	0	0.00%	12		2	N	None		05/2025		
46384	HOPKINS NOONTIME	06/30/1986														
Exc Award (06/30/2017, 06/30/2019, 06/30/2023)			Active	16	0	0	0.00%	15		1	Y			05/2025		
2960	LORETTO	05/22/1969														
Exc Award (06/30/2017, 06/30/2019, 06/30/2022, 06/30/2023)			Active	87	0	1	-1.14%	82	4	0	Y	2	N	07/2025		
2961	MAPLE GROVE	03/05/1963														
Exc Award (06/30/2017, 06/30/2019, 06/30/2022, 06/30/2023)			Active	97	0	0	0.00%	98		1	Y	2	N	07/2025		\$20.00
82988	MINNEAPOLIS AMBASSADORS	06/30/2004														
Exc Award (06/30/2017, 06/30/2019, 06/30/2020, 06/30/2021, 06/30/2023)			Active	14	0	0	0.00%	13		2	Y		IP	07/2025		
111413	MINNEAPOLIS CAN DO CANINES	06/22/2011														
Exc Award (06/30/2016, 06/30/2018)			Active	48	0	5	-9.43%	60	5	0	Y		N	07/2025		\$75.00
105031	MINNEAPOLIS DOWNTOWN NEXT GENERATION	03/18/2009														
Exc Award (06/30/2016, 06/30/2017, 06/30/2019, 06/30/2020, 06/30/2021, 06/30/2022)			Active	74	0	0	0.00%	73		0	Y	2		07/2025		
2970	MINNEAPOLIS NORTHEAST	05/06/1940														
Exc Award (06/30/2021, 06/30/2022, 06/30/2024)			Active(2)	16	6	5	6.67%	15	4	0	N	5	N	10/2024		
127162	Minneapolis Northside Roaring Lions	03/25/2016														
Exc Award (06/30/2019)			Active	20	0	2	-9.09%	19	4	0	N	None		05/2025		
2972	MINNEAPOLIS RIVERVIEW	10/17/1962														
Exc Award (06/30/2018, 06/30/2023, 06/30/2024)			Active	6	0	0	0.00%	6		16	Y			11/2024		
2974	MINNEAPOLIS SOUTHWEST	02/25/1946														
Exc Award (06/30/2019)			Active	17	0	0	0.00%	17		12	N	None		07/2024		
107283	MINNEAPOLIS SPECIAL OLYMPIC MINNESOTA	01/18/2010														
Exc Award (06/30/2017, 06/30/2019, 06/30/2023)			Active	43	0	0	0.00%	39		0	Y	13	N	07/2025		
2976	NEW HOPE	11/19/1953														
Exc Award (06/30/2018, 06/30/2023)			Active	33	0	0	0.00%	39		1	N			03/2025		
2977	NORTHWEST TONKA	08/30/1950														
Exc Award (06/30/2018, 06/30/2023)																



Club Health Assessment for District 5M 5 through July 2025

						Status					Membership					Reports				Finance		LCIF
						Times in Status Quo in Past 2 Years		Current Member Count **	YTD Members Added	YTD Members Dropped	YTD Net Growth% ***	Member Count 1 Year Ago	Dropped Members Avg.Length of Service	Months Since Membership Update	Current Officers Reported ****	Current President Repeated Term	VP Reported *****	Last Date Reported Service (mm/yyyy)	Account Balance	YTD Donations		
2978	ORONO DISTRICT					03/16/1952	Active	25	0	0	0.00%	25		15	N	None		07/2025				
	Exc Award (06/30/2018)																					
2979	OSSEO					08/28/1944	Active	49	0	2	-3.92%	59	15	0	Y		N	07/2025				
	Exc Award (06/30/2022, 06/30/2024)																					
2980	PLYMOUTH					11/11/1959	Active	25	0	0	0.00%	28		4	N	None		07/2025				
97536	RICHFIELD					06/30/2006	Active	18	0	0	0.00%	17		5	Y	5	R	07/2025				
	Exc Award (06/30/2016)																					
2982	ROBBINSDALE					02/28/1939	Active	34	1	0	3.03%	21		0	Y		N	07/2025		\$160.00		
	Exc Award (06/30/2017)																					
32910	ROGERS					11/04/1976	Active	79	0	0	0.00%	83		1	Y		N	07/2025				
	Exc Award (06/30/2017, 06/30/2018)																					
2984	ST BONIFACIUS					09/13/1971	Active	30	1	1	0.00%	30	46	0	Y		N	06/2025				
2985	ST LOUIS PARK					04/28/1942	Active	21	0	0	0.00%	24		1	Y		N	07/2025		\$50.00		
	Exc Award (06/30/2016, 06/30/2017, 06/30/2018, 06/30/2019, 06/30/2023, 06/30/2024)																					
2987	WAYZATA					08/27/1952	Active	25	1	0	4.17%	19		0	Y	5	R	08/2024				
	Exc Award (06/30/2018, 06/30/2023)																					
Current Total Clubs Count	YTD New Clubs Count	YTD Cancelled Clubs Count	YTD Net Club Gain	Current Total Members Count	YTD Add	YTD Drop	YTD Net Growth	YTD Net Growth %	Member Count 12 Months Ago	Average Member Count Per Club	% of Clubs with less than 20 members	% No Officer Report in 12 Months	% of Clubs with balance 90+ days	Number of Clubs in Status Quo	% Status Quo Clubs in Financial Suspension	Number of Cancelled Clubs	Average Cancelled Club Age	Members Lost Due to Cancellation	% of Clubs Cancelled for Non-Financial Reasons			
37	0	0	0	1,344	14	24	-10	-0.74%	1,332	36	32%	14%	0%	0	0%	0	0	0	0%			

* - P - Priority Club. Cancellation Reasons: 1-Objectives/conduct, 2-Non-active club, 5-Non-existing club, 6-Disbanding, 7-Merger, 8-Financial Suspension, 9-District/Multiple District Dues.

** Red denotes below 15 active members.

*** Red denotes 20% + loss.

**** Y - all 3 (President, Secretary, Treasurer) club officers reported, N - not all 3 reported.

***** Abbreviation: N-New, IP-Immediate Past, R-Repeat.



Club Health Assessment for District 5M 6 through July 2025

			Status	Membership					Reports				Finance	LCIF		
Club Number	Club Name	Charter Date	Times in Status Quo in Past 2 Years	Current Member Count **	YTD Members Added	YTD Members Dropped	YTD Net Growth% ***	Member Count 1 Year Ago	Dropped Members Avg.Length of Service	Months Since Membership Update	Current Officers Reported ****	Current President Repeated Term	VP Reported *****	Last Date Reported Service (mm/yyyy)	Account Balance	YTD Donations
Clubs more than two years old																
124786	Afton/Bayport/Lakeland (ABL)	04/30/2015	Active	39	0	0	0.00%	23		0	Y	3	N	07/2025		
	Exc Award (06/30/2017, 06/30/2018, 06/30/2022)															
2786	BURNSVILLE SAVAGE	05/12/1966	Active	41	1	0	2.50%	49		0	Y		N	07/2025		\$20.00
	Exc Award (06/30/2022, 06/30/2024)															
2793	COTTAGE GROVE	12/01/1970	Active	99	0	1	-1.00%	81	0	0	Y	2	R	06/2025		
	Exc Award (06/30/2018, 06/30/2019)															
2794	EAGAN L C	10/01/1969	Active	46	1	7	-11.54%	55	4	0	Y	2	N	07/2025		
	Exc Award (06/30/2023)															
46184	FALCON HEIGHTS LAUDERDALE	05/14/1986	Active	46	0	0	0.00%	45		5	Y		N	11/2024		
2796	FARMINGTON	03/31/1953	Active	19	0	0	0.00%	27		2	Y	2	N	07/2025		
	Exc Award (06/30/2019)															
2800	HASTINGS RIVERTOWN	01/23/1967	Active	31	2	0	6.90%	27		0	Y		N	07/2025		
	Exc Award (06/30/2019, 06/30/2022)															
2803	LAKEVILLE	02/17/1953	Active	120	0	0	0.00%	92		1	Y		N	07/2025		
	Exc Award (06/30/2017, 06/30/2020, 06/30/2021, 06/30/2022, 06/30/2023, 06/30/2024)															
55890	LAKEVILLE LAKESIDE	06/28/1994	Active	4	0	0	0.00%	5		4	Y	8		02/2025		
2806	MAPLEWOOD NORTH	03/23/1964	Active	19	0	0	0.00%	20		0	Y	2	R	07/2025		
	Exc Award (06/30/2016, 06/30/2019)															
2805	MAPLEWOOD OAKDALE L C	09/26/1963	Active	15	0	0	0.00%	12		2	Y	6	R	05/2025		
40195	MIESVILLE	06/30/1981	Active	21	0	0	0.00%	21		12	Y	12	R	04/2025		
2807	MOUNDS VIEW	10/05/1964	Active	17	0	0	0.00%	15		1	Y		N	03/2025		
	Exc Award (06/30/2017)															
2808	NEW BRIGHTON	10/09/1950	Active	61	0	1	-1.61%	46	9	0	Y		N	06/2025		
	Exc Award (06/30/2019)															
2811	NORTH SAINT PAUL	02/20/1945	Active	16	0	0	0.00%	16		2	Y		N	04/2025		
2813	NORTH SUBURBAN EVENING	04/26/1973	Active	16	0	0	0.00%	16		13	Y	2		07/2025		
	Exc Award (06/30/2018)															
2815	ROSEMOUNT	03/27/1962	Active	22	1	0	4.76%	21		0	Y	10		06/2025		\$30.00



Club Health Assessment for District 5M 6 through July 2025


			Status	Membership					Reports					Finance	LCIF	
Club Number	Club Name	Charter Date	Times in Status Quo in Past 2 Years	Current Member Count **	YTD Members Added	YTD Members Dropped	YTD Net Growth% ***	Member Count 1 Year Ago	Dropped Members Avg.Length of Service	Months Since Membership Update	Current Officers Reported ****	Current President Repeated Term	VP Reported *****	Last Date Reported Service (mm/yyyy)	Account Balance	YTD Donations
Exc Award (06/30/2019)			Active	131	1	0	0.77%	125		0	Y		N	07/2025		
41301	SCANDIA MARINE	05/05/1982														
Exc Award (06/30/2016, 06/30/2017, 06/30/2022, 06/30/2023, 06/30/2024)			Active	17	0	0	0.00%	16		1	Y	4	R	07/2025		
132532	Shoreview/Arden Hills	08/22/2017														
Exc Award (06/30/2019, 06/30/2022, 06/30/2024)			Active	72	0	0	0.00%	69		1	Y		N	07/2025		
2826	SOUTH ST PAUL	12/10/1946														
Exc Award (06/30/2024)			Active	24	0	1	-4.00%	19	4	0	Y		N	07/2025		
144826	SSP Southwest Lioness	02/11/2021														
Exc Award (06/30/2023)			Active	29	2	1	3.57%	30	25	0	Y	3	N	08/2024		
2822	ST PAUL	06/18/1940														
Exc Award (06/30/2017, 06/30/2020, 06/30/2021)			Active	17	0	0	0.00%	17		1	Y	3	R	01/2025		
2821	ST PAUL EAST PARKS	08/02/1955														
			Active	12	0	0	0.00%	14		1	Y	8		11/2024		
2820	ST PAUL EAST SIDE	11/20/1951														
			Active	13	0	0	0.00%	10		2	Y	2	N	07/2025		
33199	ST PAUL NORTH RAMSEY 500	01/13/1977														
Exc Award (06/30/2018, 06/30/2019)			Active	66	6	0	10.00%	57		0	Y		N	09/2024		\$1,000.00
2823	ST PAUL PARK NEWPORT	09/28/1955														
Exc Award (06/30/2024)			Active	29	0	0	0.00%	30		4	N	None		09/2024		
2828	STILLWATER	05/25/1928														
			Active	56	0	0	0.00%	57		0	Y		N	07/2025		\$15.00
39010	VADNAIS HEIGHTS	10/31/1980														
Exc Award (06/30/2016, 06/30/2017, 06/30/2022)			Active	67	0	0	0.00%	70		1	Y		N	06/2025		\$9.87
2829	WHITE BEAR LAKE	02/22/1945														
Exc Award (06/30/2019)			Active	38	0	0	0.00%	44		0	Y	2	N	05/2025		
2830	WILDWOOD	05/24/1956														
Exc Award (06/30/2018)			Active	51	0	0	0.00%	50		1	N	3	N	06/2025		
2831	WOODBURY	01/17/1969														

Clubs Cancelled Previous Fiscal Year – Clubs Cancelled within last 12 months may be reinstated

Club Number	Club Name	Charter Date	Current Status*	Cancellation Date
2812	ROSEVILLE	04/20/1955	Cancelled(6*)	10/29/2024



Club Health Assessment for District 5M 6 through July 2025

<div>International Club of Presidents</div>						Status		Membership					Reports				Finance		LCIF
						Times in Status Quo in Past 2 Years		Current Member Count **	YTD Members Added	YTD Members Dropped	YTD Net Growth***	Member Count 1 Year Ago	Dropped Members Avg.Length of Service	Months Since Membership Update	Current Officers Reported ****	Current President Repeated Term	VP Reported *****	Last Date Reported Service (mm/yyyy)	Account Balance
Club Number	Club Name		Charter Date																
Current Total Clubs Count	YTD New Clubs Count	YTD Cancelled Clubs Count	YTD Net Club Gain	Current Total Members Count	YTD Add	YTD Drop	YTD Net Growth	YTD Net Growth %	Member Count 12 Months Ago	Average Member Count Per Club	% of Clubs with less than 20 members	% No Officer Report in 12 Months	% of Clubs with balance 90+ days	Number of Clubs in Status Quo	% Status Quo Clubs in Financial Suspension	Number of Cancelled Clubs	Average Cancelled Club Age	Members Lost Due to Cancellation	% of Clubs Cancelled for Non-Financial Reasons
31	0	0	0	1,254	14	11	3	0.24%	1,179	40	35%	0%	0%	0	0%	0	0	0	0%

* - P - Priority Club. Cancellation Reasons: 1-Objectives/conduct, 2-Non-active club, 5-Non-existing club, 6-Disbanding, 7-Merger, 8-Financial Suspension, 9-District/Multiple District Dues.

** Red denotes below 15 active members.

*** Red denotes 20% + loss.

**** Y - all 3 (President, Secretary, Treasurer) club officers reported, N - not all 3 reported.

***** Abbreviation: N-New, IP-Immediate Past, R-Repeat.




Club Health Assessment for District 5M 7 through July 2025

			Status	Membership						Reports				Finance	LCIF	
Club Number	Club Name	Charter Date	Times in Status Quo in Past 2 Years	Current Member Count **	YTD Members Added	YTD Members Dropped	YTD Net Growth% ***	Member Count 1 Year Ago	Dropped Members Avg.Length of Service	Months Since Membership Update	Current Officers Reported ****	Current President Repeated Term	VP Reported *****	Last Date Reported Service (mm/yyyy)	Account Balance	YTD Donations
Clubs less than two years old																
183068	Otsego Angels	07/10/2025	Newly Chartered	15	15	0	100.00%	0		0	Y					
Clubs more than two years old																
32909	ALBERTVILLE	11/09/1976	Active	31	0	0	0.00%	34		0	Y		N	05/2025		\$25.00
39026	ALMELUND	11/18/1980	Active	34	2	0	6.25%	33		0	Y			05/2025		
Exc Award (06/30/2018, 06/30/2023)																
29903	ANDOVER	11/05/1974	Active	23	0	0	0.00%	24		3	Y	4		03/2025		
Exc Award (06/30/2018)																
2946	ANNANDALE	11/14/1962	Active	66	0	0	0.00%	65		2	Y		N	07/2025		
Exc Award (06/30/2018)																
2781	ANOKA	12/03/1951	Active	40	2	2	0.00%	36	2	0	Y	4		11/2024		
Exc Award (06/30/2017, 06/30/2018, 06/30/2019)																
30496	BECKER	04/08/1975	Active	28	0	0	0.00%	27		3	Y	4		06/2025		
Exc Award (06/30/2018, 06/30/2022)																
2783	BIG LAKE	11/05/1973	Active	26	3	1	8.33%	27	2	0	Y		R	07/2025		\$85.00
Exc Award (06/30/2022, 06/30/2023)																
142946	Big Lake Lioness	09/23/2020	Active	10	0	0	0.00%	11		0	Y		R	07/2025		
Exc Award (06/30/2023)																
105994	BLAINE CENTRAL	06/23/2009	Active	10	0	0	0.00%	13		2	Y	2	R	05/2025		
Exc Award (06/30/2017, 06/30/2019, 06/30/2022)																
2951	BUFFALO	10/17/1945	Active	21	0	0	0.00%	22		1	Y		N	06/2025		
2787	CAMBRIDGE	02/03/1955	Active	14	0	0	0.00%	16		3	Y	4	R	12/2024		
Exc Award (06/30/2018)																
30253	CEDAR EAST BETHEL	02/24/1975	Active	40	1	0	2.56%	35		0	Y	5	R	07/2025		
29199	CENTERVILLE	04/30/1974	Active	26	0	2	-7.14%	29	5	0	Y	2	N	07/2025		\$460.00
Exc Award (06/30/2018, 06/30/2022)																
2788	CHISAGO LAKES	06/03/1952	Active	48	0	0	0.00%	42		0	Y		R	07/2025		
Exc Award (06/30/2018)																
2789	CIRCLE PINESLEXINGTON	11/17/1955	Active	13	0	2	-13.33%	22	22	0	Y		N	07/2025		



Club Health Assessment for District 5M 7 through July 2025

			Status	Membership					Reports				Finance	LCIF		
Club Number	Club Name	Charter Date	Times in Status Quo in Past 2 Years	Current Member Count **	YTD Members Added	YTD Members Dropped	YTD Net Growth% ***	Member Count 1 Year Ago	Dropped Members Avg.Length of Service	Months Since Membership Update	Current Officers Reported ****	Current President Repeated Term	VP Reported *****	Last Date Reported Service (mm/yyyy)	Account Balance	YTD Donations
Exc Award (06/30/2018)																
2790	CLEAR LAKE	05/14/1973	Active	81	0	0	0.00%	84		1	Y		N	10/2024		
36190	CLEARWATER	11/20/1978	Active	38	1	0	2.70%	38		0	Y	3	R	09/2024		
Exc Award (06/30/2017)																
37767	COKATO DASSEL	12/10/1979	Active	44	1	0	2.33%	38		0	Y	2	R	11/2024		
Exc Award (06/30/2018, 06/30/2022)																
2791	COLUMBIA HEIGHTS	08/17/1955	Active	52	0	0	0.00%	50		1	Y		N	02/2025		
Exc Award (06/30/2022)																
32283	COLUMBUS	05/25/1976	Active	25	0	0	0.00%	28		2	Y		N	07/2025		
Exc Award (06/30/2022)																
2792	COON RAPIDS	02/04/1954	Active	34	2	0	6.25%	40		0	Y		N	07/2025		
Exc Award (06/30/2018, 06/30/2022, 06/30/2023)																
101191	COON RAPIDS NORTH STAR	03/03/2008	Active	25	0	0	0.00%	24		10	Y		N	03/2025		
2954	DELANO	11/04/1965	Active	33	0	0	0.00%	35		4	N	None		02/2025		
2795	ELK RIVER	03/22/1971	Active	28	0	0	0.00%	28		2	Y	3	N	05/2025		\$85.00
2797	FOREST LAKE	04/14/1960	Active	45	1	0	2.27%	42		0	Y		N	07/2025		
Exc Award (06/30/2017, 06/30/2023)																
2798	FRIDLEY	12/15/1953	Active	53	0	4	-7.02%	52	14	0	Y		N	06/2025		
Exc Award (06/30/2024)																
44937	GRANDY	05/20/1985	Active	36	0	0	0.00%	38		1	N	None		03/2025		
2799	HAM LAKE L C	03/14/1966	Active	33	1	0	3.13%	31		0	Y		N	06/2025		
Exc Award (06/30/2018, 06/30/2022)																
31238	HANOVER	10/20/1975	Active	20	0	1	-4.76%	21	15	0	Y		N	06/2025		
Exc Award (06/30/2022)																
35681	HOWARD LAKE	05/25/1978	Active	32	0	0	0.00%	34		1	Y		N	07/2025		
Exc Award (06/30/2018, 06/30/2019)																
30143	HUGO	01/27/1975	Active	25	0	0	0.00%	23		4	Y		N	06/2025		
Exc Award (06/30/2018)																
28130	ISANTI	03/15/1974	Active	33	0	0	0.00%	33		0	N			11/2024		
Exc Award (06/30/2018)																
2804	LINO LAKES	04/28/1972	Active	16	0	0	0.00%	9		3	Y		N	07/2025		




Club Health Assessment for District 5M 7 through July 2025

			Status	Membership						Reports				Finance	LCIF	
Club Number	Club Name	Charter Date	Times in Status Quo in Past 2 Years	Current Member Count **	YTD Members Added	YTD Members Dropped	YTD Net Growth% ***	Member Count 1 Year Ago	Dropped Members Avg.Length of Service	Months Since Membership Update	Current Officers Reported ****	Current President Repeated Term	VP Reported *****	Last Date Reported Service (mm/yyyy)	Account Balance	YTD Donations
2962	MAPLE LAKE	10/11/1945	Active	46	2	1	2.22%	33	0	0	Y		N	05/2025		
	Exc Award (06/30/2018, 06/30/2024)															
30761	MONTICELLO	05/12/1975	Active	79	1	1	0.00%	81	10	0	Y		N	06/2025		
	Exc Award (06/30/2016, 06/30/2018)															
39027	MONTROSE	11/07/1980	Active	14	0	0	0.00%	15		1	Y	2	R	07/2025		
2809	NORTH BRANCH	06/22/1973	Active	36	0	2	-5.26%	36	2	0	Y		N	07/2025		
	Exc Award (06/30/2018)															
103853	NOWTHEN	10/24/2008	Active	13	0	0	0.00%	14		1	N	None		04/2025		\$250.00
	Exc Award (06/30/2022)															
118463	OTSEGO	01/04/2013	Active	35	0	1	-2.78%	35	1	0	Y		N	06/2025		
2814	RAMSEY	08/31/1972	Active	23	0	0	0.00%	27		0	Y		IP	06/2025		
	Exc Award (06/30/2018)															
2983	ROCKFORD	04/25/1956	Active	49	2	0	4.26%	52		0	Y		N	02/2025		
	Exc Award (06/30/2018, 06/30/2022)															
2816	RUSH CITY	10/05/1971	Active	38	0	0	0.00%	36		10	Y		N	11/2024		\$30.00
	Exc Award (06/30/2018, 06/30/2022)															
34610	SANTIAGO	11/17/1977	Active	28	0	0	0.00%	23		3	Y		N	02/2025		
2827	SPRING LAKE PARK	08/28/1956	Active	53	0	3	-5.36%	55	38	0	Y	2	N	06/2025		\$50.00
	Exc Award (06/30/2017, 06/30/2018, 06/30/2022)															
2818	ST FRANCIS	08/07/1968	Active	16	0	1	-5.88%	15	10	0	Y	2	N	06/2025		
	Exc Award (06/30/2017, 06/30/2018, 06/30/2024)															
2986	ST MICHAEL	03/05/1964	Active	49	3	4	-2.00%	47	16	0	Y		N	07/2025		
	Exc Award (06/30/2018)															
33294	STACY	02/09/1977	Active	47	0	0	0.00%	47		3	Y		N	06/2025		
	Exc Award (06/30/2019, 06/30/2022)															
29075	TAYLORS FALLS	04/10/1974	Active	16	0	0	0.00%	17		5	N	3		02/2025		
40733	WAVERLY	01/31/1982	Active	42	0	0	0.00%	44		1	Y	3	R	01/2025		
31241	WYOMING	10/07/1975	Active	5	0	0	0.00%	9		2	Y			11/2024		
	Exc Award (06/30/2017, 06/30/2018)															
151327	Zimmerman Area	06/17/2022	Active	12	0	0	0.00%	12		13	N	None		04/2025		



Club Health Assessment for District 5M 7 through July 2025

<div>International Club of Presidents</div>						Status		Membership					Reports				Finance		LCIF
						Times in Status Quo in Past 2 Years	Current Member Count **	YTD Members Added	YTD Members Dropped	YTD Net Growth***	Member Count 1 Year Ago	Dropped Members Avg.Length of Service	Months Since Membership Update	Current Officers Reported ****	Current President Repeated Term	VP Reported *****	Last Date Reported Service (mm/yyyy)	Account Balance	YTD Donations
Club Number	Club Name		Charter Date																
Current Total Clubs Count	YTD New Clubs Count	YTD Cancelled Clubs Count	YTD Net Club Gain	Current Total Members Count	YTD Add	YTD Drop	YTD Net Growth	Member Count 12 Months Ago	Average Member Count Per Club	% of Clubs with less than 20 members	% No Officer Report in 12 Months	% of Clubs with balance 90+ days	Number of Clubs in Status Quo	% Status Quo Clubs in Financial Suspension	Number of Cancelled Clubs	Average Cancelled Club Age	Members Lost Due to Cancellation	% of Clubs Cancelled for Non-Financial Reasons	
52	1	0	1	1,699	37	25	12	0.71%	1,682	33	23%	2%	0%	0	0%	0	0	0	0%

* - P - Priority Club. Cancellation Reasons: 1-Objectives/conduct, 2-Non-active club, 5-Non-existing club, 6-Disbanding, 7-Merger, 8-Financial Suspension, 9-District/Multiple District Dues.

** Red denotes below 15 active members.

*** Red denotes 20% + loss.

**** Y - all 3 (President, Secretary, Treasurer) club officers reported, N - not all 3 reported.

***** Abbreviation: N-New, IP-Immediate Past, R-Repeat.



Club Health Assessment for District 5M 8 through July 2025

			Status	Membership					Reports				Finance		LCIF	
Club Number	Club Name	Charter Date	Times in Status Quo in Past 2 Years	Current Member Count **	YTD Members Added	YTD Members Dropped	YTD Net Growth% ***	Member Count 1 Year Ago	Dropped Members Avg.Length of Service	Months Since Membership Update	Current Officers Reported ****	Current President Repeated Term	VP Reported *****	Last Date Reported Service (mm/yyyy)	Account Balance	YTD Donations
Clubs less than two years old																
182006	Central Minnesota Citizens Police Academy	05/01/2025	Active	18	3	0	20.00%	0		0	Y	2	R	06/2025		
157641	Pine County Northern Lights Lions	04/04/2024	Active	30	1	0	3.45%	28		0	Y		N	02/2025		
182707	Stearns County Heartland Champions	06/13/2025	Newly Chartered	20	0	0	0.00%	0		0	Y	2	N	07/2025		
Clubs more than two years old																
3131	ALBANY Exc Award (06/30/2018)	03/07/1950	Active	59	0	0	0.00%	57		4	Y		N	06/2025		
3135	AVON Exc Award (06/30/2018)	04/20/1966	Active	77	0	0	0.00%	76		3	Y		N	07/2025		
140179	Avon Hills Exc Award (06/30/2022)	11/18/2019	Active	24	2	0	9.09%	24		0	Y		N	07/2025		
3136	BELGRADE Exc Award (06/30/2017, 06/30/2018)	09/21/1960	Active	41	0	0	0.00%	40		0	Y	3	R	07/2025		
46810	BROWERVILLE	01/20/1987	Active	29	0	0	0.00%	28		3	N	None		06/2025		
102392	BUCKMAN AREA Exc Award (06/30/2018)	06/11/2008	Active	10	0	0	0.00%	10		13	N	None		06/2025		
3142	COLD SPRING Exc Award (06/30/2017)	05/03/1945	Active	25	0	0	0.00%	24		11	Y			06/2025		\$50.00
62345	COLD SPRING HOME PRIDE Exc Award (06/30/2017, 06/30/2018, 06/30/2023, 06/30/2024)	09/13/1999	Active	37	0	1	-2.63%	40	3	0	N			07/2025		\$550.00
82969	DUELM AREA Exc Award (06/30/2018, 06/30/2022)	06/30/2004	Active	59	0	2	-3.28%	64	21	0	Y		N	07/2025		\$50.00
2901	EAGLE BEND Exc Award (06/30/2018)	04/17/1973	Active	18	0	0	0.00%	20		1	N	None		07/2025		
3145	EDEN VALLEY Exc Award (06/30/2017, 06/30/2018)	10/24/1967	Active	49	1	0	2.08%	35		0	Y		N	03/2025		
88584	FARMING Exc Award (06/30/2018, 06/30/2024)	06/09/2005	Active	32	0	0	0.00%	33		0	Y		N	07/2025		
42524	FINLAYSON & GIESE L C	04/29/1983	Active	25	1	0	4.17%	23		0	N	None		07/2025		




Club Health Assessment for District 5M 8 through July 2025

			Status	Membership						Reports					Finance	LCIF
Club Number	Club Name	Charter Date	Times in Status Quo in Past 2 Years	Current Member Count **	YTD Members Added	YTD Members Dropped	YTD Net Growth% ***	Member Count 1 Year Ago	Dropped Members Avg.Length of Service	Months Since Membership Update	Current Officers Reported ****	Current President Repeated Term	VP Reported *****	Last Date Reported Service (mm/yyyy)	Account Balance	YTD Donations
Exc Award (06/30/2018, 06/30/2019)			Active	40	0	2	-4.76%	40	16	0	Y	2	R	07/2025		
3147	FOLEY	03/11/1958														
Exc Award (06/30/2018, 06/30/2024)			Active	47	0	0	0.00%	49		1	Y		N	07/2025		
3148	FREEPORT	04/08/1965														
Exc Award (06/30/2017, 06/30/2018, 06/30/2019)			Active	16	0	0	0.00%	17		3	Y	2	R	06/2025		
29076	GRASSTON	04/08/1974														
Exc Award (06/30/2018)			Active	28	0	0	0.00%	28		8	Y	2	R	05/2025		
31237	GREENWALD	10/07/1975														
Exc Award (06/30/2018, 06/30/2023)			Active	35	0	2	-5.41%	38	19	0	Y		N	07/2025		
36793	GREY EAGLE-BURTRUM	03/30/1979														
Exc Award (06/30/2018)			Active	28	0	0	0.00%	29		2	Y		N	07/2025		
2854	HINCKLEY	01/24/1972														
Exc Award (06/30/2018)			Active	29	0	1	-3.33%	30	4	0	Y		N	06/2025		
30710	HOLDINGFORD	05/19/1975														
Exc Award (06/30/2017)			Active	55	1	0	1.85%	55		0	Y	3	R	07/2025		
2856	ISLE	01/11/1971														
Exc Award (06/30/2019)			Active	52	0	3	-5.45%	49	15	0	Y		N	07/2025		
40095	KIMBALL	06/18/1981														
Exc Award (06/30/2018)			Active	21	0	0	0.00%	25		1	Y		N	06/2025		
45064	LAKE HENRY	06/13/1985														
Exc Award (06/30/2018)			Active	25	0	1	-3.85%	31	3	0	Y		N	06/2025		
89654	LE SAUK TOWNSHIP AREA	11/17/2005														
Exc Award (06/30/2018)			Active	44	1	2	-2.22%	42	4	0	Y		N	07/2025		
55966	LINCOLN SCANDIA VALLEY TOWNSHP	07/05/1994														
Exc Award (06/30/2018, 06/30/2019)			Active	36	0	0	0.00%	38		1	Y		N	07/2025		
2857	LITTLE FALLS	01/30/1922														
Exc Award (06/30/2018)			Active	28	0	0	0.00%	27		7	N	None		06/2025		
58677	LITTLE FALLS DANDEE	09/05/1996														
Exc Award (06/30/2018)			Active	23	0	0	0.00%	23		3	Y	2	R	06/2025		
45559	LITTLE FALLS LINDBERGH	12/18/1985														
Exc Award (06/30/2018)			Active	48	1	0	2.13%	50		0	Y		N	07/2025		
2919	LONG PRAIRIE	01/11/1954														
Exc Award (06/30/2018)			Active	32	0	0	0.00%	33		1	N	None	N	06/2025		
43327	LUXEMBURG	01/31/1984														




Club Health Assessment for District 5M 8 through July 2025

			Status	Membership					Reports					Finance	LCIF	
Club Number	Club Name	Charter Date	Times in Status Quo in Past 2 Years	Current Member Count **	YTD Members Added	YTD Members Dropped	YTD Net Growth% ***	Member Count 1 Year Ago	Dropped Members Avg.Length of Service	Months Since Membership Update	Current Officers Reported ****	Current President Repeated Term	VP Reported *****	Last Date Reported Service (mm/yyyy)	Account Balance	YTD Donations
Exc Award (06/30/2018)																
3157	MELROSE	03/19/1958	Active	36	0	0	0.00%	39		1	Y	2	N	07/2024		
154467	Milaca Area	06/13/2023	Active	25	0	0	0.00%	32		4	N		N	06/2025		
2860	MORA	06/24/1958	Active	54	0	0	0.00%	53		2	Y		N	04/2025		
Exc Award (06/30/2018, 06/30/2019, 06/30/2024)																
2861	MOTLEY	12/16/1971	Active	21	1	0	5.00%	20		0	Y	3	N	07/2025		\$1,000.00
40353	NEW MUNICH	09/28/1981	Active	22	0	0	0.00%	21		4	Y	2	R	07/2025		\$500.00
31419	OGILVIE	12/15/1975	Active	19	0	0	0.00%	19		12	Y		N	05/2025		
Exc Award (06/30/2018)																
34814	ONAMIA	12/27/1977	Active	23	0	0	0.00%	23		1	Y	2	N	05/2025		
Exc Award (06/30/2018)																
3163	PAYNESVILLE	09/03/1946	Active	58	0	0	0.00%	58		1	Y		N	05/2025		
Exc Award (06/30/2017, 06/30/2022, 06/30/2024)																
2864	PIERZ	05/05/1964	Active	65	0	0	0.00%	64		1	Y		R	07/2025		
2865	PINE CITY	01/25/1966	Active	41	0	0	0.00%	43		1	Y	2	N	07/2025		
53682	PINE CITY PINE AREA	09/17/1992	Active	36	0	1	-2.70%	36	1	0	Y		R	07/2025		
Exc Award (06/30/2016, 06/30/2017, 06/30/2018)																
2866	PRINCETON	10/23/1952	Active	65	0	0	0.00%	67		1	Y		N	07/2025		\$250.00
Exc Award (06/30/2016, 06/30/2017, 06/30/2018, 06/30/2023)																
78167	RAMEY MORRILL AREA	01/30/2004	Active	18	0	0	0.00%	18		2	Y	2	R	07/2025		
Exc Award (06/30/2018)																
45482	RANDALL CUSHING AREA L C	11/11/1985	Active	19	0	0	0.00%	22		3	N			02/2025		
37768	RICE	12/04/1979	Active	40	0	0	0.00%	41		2	Y	2	R	07/2025		
Exc Award (06/30/2018)																
3164	RICHMOND	10/07/1964	Active	57	0	0	0.00%	57		2	Y		N	05/2025	90+ Days	
Exc Award (06/30/2018)																
2868	ROCK CREEK	06/29/1972	Active	57	1	0	1.79%	60		0	Y		N	07/2025		
Exc Award (06/30/2018)																
31650	ROCKVILLE	02/11/1976	Active	42	2	0	5.00%	38		0	Y	2		07/2025		



Club Health Assessment for District 5M 8 through July 2025

			Status	Membership						Reports				Finance	LCIF	
Club Number	Club Name	Charter Date	Times in Status Quo in Past 2 Years	Current Member Count **	YTD Members Added	YTD Members Dropped	YTD Net Growth% ***	Member Count 1 Year Ago	Dropped Members Avg.Length of Service	Months Since Membership Update	Current Officers Reported ****	Current President Repeated Term	VP Reported *****	Last Date Reported Service (mm/yyyy)	Account Balance	YTD Donations
Exc Award (06/30/2016)																
36372	ROYALTON	12/28/1978	Active	41	0	0	0.00%	39		6	Y		N	08/2024		
3165	SAINT CLOUD	07/18/1927	Active	36	0	0	0.00%	36		0	Y			07/2025		
2869	SANDSTONE	11/02/1962	Active	34	0	5	-12.82%	41	5	0	Y		N	07/2025		
Exc Award (06/30/2016)																
59993	SANDSTONE QUARRY	10/08/1997	Active	32	0	0	0.00%	34		3	N		IP	07/2025		
Exc Award (06/30/2018)																
3169	SARTELL	10/27/1965	Active	24	0	0	0.00%	23		2	N			05/2025		
Exc Award (06/30/2018, 06/30/2024)																
3171	SAUK RAPIDS	09/13/1929	Active	32	1	0	3.23%	33		0	Y		N	07/2025		
Exc Award (06/30/2016, 06/30/2017)																
61679	SAUK RAPIDS RIVERSIDE	03/26/1999	Active	74	0	0	0.00%	80		1	Y		N	07/2025		
Exc Award (06/30/2018, 06/30/2022, 06/30/2023)																
121348	Sauk Rapids Tinville	02/17/2014	Active	51	0	0	0.00%	50		10	N	None		09/2024		
Exc Award (06/30/2018)																
46611	SOBIESKI	10/28/1986	Active	62	0	1	-1.59%	64	2	0	Y		N	01/2025		
43204	ST AUGUSTA	12/05/1983	Active	43	0	0	0.00%	47		1	N	None		06/2025		
3166	ST CLOUD METRO	09/17/1973	Active	42	0	1	-2.33%	43	11	0	Y		N	07/2024		
Exc Award (06/30/2017, 06/30/2018)																
3167	ST JOSEPH	02/25/1964	Active	52	0	0	0.00%	48		2	N	None	N	07/2025		
Exc Award (06/30/2018)																
62793	ST JOSEPH Y2K	02/21/2000	Active	36	1	0	2.86%	31		0	Y		N	07/2025		
Exc Award (06/30/2016, 06/30/2018, 06/30/2024)																
41820	ST MARTIN	09/20/1982	Active	31	0	0	0.00%	32		1	Y		N	06/2025		
Exc Award (06/30/2017, 06/30/2018, 06/30/2023)																
40990	ST ROSA	03/08/1982	Active	27	0	0	0.00%	27		2	Y		N	06/2025		
Exc Award (06/30/2018)																
3168	ST STEPHEN	06/30/1972	Active	31	0	0	0.00%	34		1	Y	2	N	04/2025		
Exc Award (06/30/2018)																
54578	STAPLES 93	06/11/1993	Active	33	0	0	0.00%	34		2	Y		N	07/2025		\$20.00
Exc Award (06/30/2019, 06/30/2023)																



Club Health Assessment for District 5M 8 through July 2025

INTERNATIONAL

Club Number	Club Name	Charter Date	Status	Membership						Reports				Finance		LCIF		
			Times in Status Quo in Past 2 Years	Current Member Count **	YTD Members Added	YTD Members Dropped	YTD Net Growth% ***	Member Count 1 Year Ago	Dropped Members Avg.Length of Service	Months Since Membership Update	Current Officers Reported ****	Current President Repeated Term	VP Reported *****	Last Date Reported Service (mm/yyyy)	Account Balance	YTD Donations		
2936	STAPLES HOST	12/12/1938	Active	61	1	1	0.00%	61	1	0	Y		N	07/2025		\$25.00		
	Exc Award (06/30/2016, 06/30/2017, 06/30/2018, 06/30/2024)																	
34498	STURGEON LAKE	10/24/1977	Active	44	0	0	0.00%	41		0	Y		N	07/2025				
	Exc Award (06/30/2018)																	
2870	SWANVILLE	12/10/1951	Active	123	0	0	0.00%	125		1	Y		N	01/2025				
	Exc Award (06/30/2018)																	
2872	UPSALA	12/07/1967	Active	26	0	0	0.00%	26		0	Y			06/2025				
	Exc Award (06/30/2018)																	
3175	WATKINS	10/15/1973	Active	40	0	0	0.00%	42		2	Y	2	R	04/2025				
Current Total Clubs Count	YTD New Clubs Count	YTD Cancelled Clubs Count	YTD Net Club Gain	Current Total Members Count	YTD Add	YTD Drop	YTD Net Growth	Member Count 12 Months Ago	Average Member Count Per Club	% of Clubs with less than 20 members	% No Officer Report in 12 Months	% of Clubs with balance 90+ days	Number of Clubs in Status Quo	% Status Quo Clubs in Financial Suspension	Number of Cancelled Clubs	Average Cancelled Club Age	Members Lost Due to Cancellation	% of Clubs Cancelled for Non-Financial Reasons
73	0	0	0	2,813	18	23	-5	-0.18%	2,808	39	10%	7%	1%	0	0%	0	0	0%

* - P - Priority Club. Cancellation Reasons: 1-Objectives/conduct, 2-Non-active club, 5-Non-existing club, 6-Disbanding, 7-Merger, 8-Financial Suspension, 9-District/Multiple District Dues.

** Red denotes below 15 active members.

*** Red denotes 20% + loss.

**** Y - all 3 (President, Secretary, Treasurer) club officers reported, N - not all 3 reported.

***** Abbreviation: N-New, IP-Immediate Past, R-Repeat.



Club Health Assessment for District 5M 9 through July 2025

			Status	Membership					Reports				Finance		LCIF	
Club Number	Club Name	Charter Date	Times in Status Quo in Past 2 Years	Current Member Count **	YTD Members Added	YTD Members Dropped	YTD Net Growth% ***	Member Count 1 Year Ago	Dropped Members Avg.Length of Service	Months Since Membership Update	Current Officers Reported ****	Current President Repeated Term	VP Reported *****	Last Date Reported Service (mm/yyyy)	Account Balance	YTD Donations
Clubs less than two years old																
157313	Brainerd Lakes Area Lions Breakfast Club	03/27/2024	Active	22	0	0	0.00%	18		1	N	4		01/2025	90+ Days	
179765	Crow Wing-Cass County Veterans-Law Enforcement	03/31/2025	Active	24	0	0	0.00%	0		1	Y			07/2025		
185786	Deerwood Crosby Area	07/10/2025	Newly Chartered	22	22	0	100.00%	0		0	Y					
182548	Nisswa PTO Pride	06/13/2025	Newly Chartered	16	0	0	0.00%	0		0	Y	2		06/2025		
178050	Sylvan Township Jacobs Crew	09/03/2024	Active	50	0	0	0.00%	0		3	Y	2	R	06/2025		
Clubs more than two years old																
2833	AITKIN Exc Award (06/30/2022)	05/05/1926	Active	48	0	0	0.00%	53		1	Y			07/2025		
30324	AKELEY	03/06/1975	Active	15	0	0	0.00%	10		4	Y	4		05/2025		
45763	ALDRICH	02/24/1986	Active	11	2	0	22.22%	10		0	Y	2		07/2025		
46502	BACKUS Exc Award (06/30/2021, 06/30/2022)	08/04/1986	Active	18	0	0	0.00%	20		3	Y	2	R	07/2025		
2892	BATTLE LAKE	08/09/1956	Active	53	0	0	0.00%	50		8	Y		N	07/2025		\$100.00
34082	BAXTER Exc Award (06/30/2017)	06/20/1977	Active	19	0	0	0.00%	21		2	Y		N	12/2024		
29783	BLUFFTON Exc Award (06/30/2022)	09/30/1974	Active	31	0	0	0.00%	34		1	Y		N	07/2025		\$130.00
2839	BRAINERD	11/26/1921	Active	26	0	0	0.00%	27		1	Y	3	R	07/2025		
32708	CALLAWAY	09/29/1976	Active	17	0	0	0.00%	17		2	N	3		12/2024		
31416	CAMPBELL	12/22/1975	Active	13	0	0	0.00%	12		9	Y	5		12/2024		
2895	CASS LAKE	10/27/1947	Active	15	0	0	0.00%	15		12	N	None		05/2025		
44510	CORMORANT Exc Award (06/30/2023)	01/04/1985	Active	66	3	1	3.13%	62	1	0	Y		N	12/2024		
41869	CROSSLAKE IDEAL Exc Award (06/30/2021)	10/26/1982	Active	56	1	0	1.82%	61		0	Y	3		07/2025		\$1,000.00
2843	CUYUNA RANGE Exc Award (06/30/2017, 06/30/2018)	12/29/1937	Active	39	0	0	0.00%	46		1	Y	2		11/2024		



Club Health Assessment for District 5M 9 through July 2025

			Status	Membership					Reports					Finance		LCIF
Club Number	Club Name	Charter Date	Times in Status Quo in Past 2 Years	Current Member Count **	YTD Members Added	YTD Members Dropped	YTD Net Growth% ***	Member Count 1 Year Ago	Dropped Members Avg.Length of Service	Months Since Membership Update	Current Officers Reported ****	Current President Repeated Term	VP Reported *****	Last Date Reported Service (mm/yyyy)	Account Balance	YTD Donations
2897	DALTON	11/15/1973	Active	11	0	0	0.00%	11		9	Y	15		12/2024		
2898	DEER CREEK	05/07/1973	Active	29	0	0	0.00%	29		2	N			08/2024		
2899	DETROIT LAKES	04/25/1957	Active	22	0	0	0.00%	19		2	Y		N	05/2025		
128065	Dunn Township Dunvilla	06/23/2016	Active	15	0	0	0.00%	17		2	Y	3	R	01/2025		
150512	East Gull Lake Camp Confidence	04/26/2022	Active	44	0	0	0.00%	43		3	Y	2		07/2025		
Exc Award (06/30/2023, 06/30/2024)																
45560	ELIZABETH	12/18/1985	Active	22	0	0	0.00%	26		2	Y		N	07/2025		\$50.00
Exc Award (06/30/2017, 06/30/2019)																
40734	EMILY OUTING 50 LK AREA	01/18/1982	Active	46	2	0	4.55%	41		0	Y	2	R	06/2025		\$40.00
Exc Award (06/30/2021, 06/30/2022, 06/30/2023, 06/30/2024)																
144647	Erie Township Four Corners	12/29/2020	Active	18	0	0	0.00%	20		2	Y	3	N	04/2025		
2907	FRAZEE	10/15/1973	Active	31	1	0	3.33%	30		0	Y		N	07/2025		
40491	GARRISON BAY LAKE AREA	11/24/1981	Active	26	0	1	-3.70%	26	6	0	Y			11/2024		\$450.00
Exc Award (06/30/2019)																
36038	GATEWAY L C	09/21/1978	Active	36	1	0	2.86%	36		2	Y	2	R	12/2024		\$600.00
29991	HACKENSACK	12/13/1974	Active	36	1	0	2.86%	41		0	Y	4		07/2025		
Exc Award (06/30/2021)																
2913	HENNING	03/06/1972	Active	27	0	0	0.00%	24		4	N	None		06/2025		
35143	HEWITT	03/31/1978	Active	18	0	0	0.00%	21		3	Y		N	07/2025		
Exc Award (06/30/2022)																
32907	HILL CITY	11/04/1976	Active	37	0	0	0.00%	39		0	Y			07/2025		
Exc Award (06/30/2017)																
142427	Jenkins Area	08/06/2020	Active	8	0	0	0.00%	8		2	Y		IP	10/2024		
35993	LAPORTE BENEDICT L C	08/28/1978	Active	21	0	2	-8.70%	20	2	0	Y	10	R	07/2025		
61090	LEADER	08/20/1998	Active	10	0	0	0.00%	10		3	Y	3	R	05/2025		
32710	LONGVILLE	09/27/1976	Active	25	0	3	-10.71%	28	6	0	Y	2	R	11/2024		
Exc Award (06/30/2017, 06/30/2019, 06/30/2021)																
126602	Malmo Area	02/12/2016	Active	11	0	0	0.00%	27		0	N	2		04/2025		
Exc Award (06/30/2018, 06/30/2022)																
2858	MC GREGOR	11/09/1965	Active	83	2	0	2.47%	72		0	Y	4	R	06/2025		\$1,100.00



Club Health Assessment for District 5M 9 through July 2025

			Status	Membership					Reports				Finance	LCIF		
Club Number	Club Name	Charter Date	Times in Status Quo in Past 2 Years	Current Member Count **	YTD Members Added	YTD Members Dropped	YTD Net Growth% ***	Member Count 1 Year Ago	Dropped Members Avg.Length of Service	Months Since Membership Update	Current Officers Reported ****	Current President Repeated Term	VP Reported *****	Last Date Reported Service (mm/yyyy)	Account Balance	YTD Donations
45649	MERRIFIELD	01/31/1986	Active	19	0	0	0.00%	23		11	Y	5		01/2025		
66556	NEVIS	08/23/2002	Active	23	0	0	0.00%	23		1	Y	2	N	07/2025		
	Exc Award (06/30/2017, 06/30/2019, 06/30/2022)															
2924	NEW YORK MILLS	11/22/1968	Active	93	0	0	0.00%	96		0	Y		N	07/2025		\$145.00
2863	NISSWA	12/26/1972	Active	76	0	0	0.00%	91		0	Y			07/2025		\$20.00
	Exc Award (06/30/2017, 06/30/2022)															
2931	NORTHLAND L C	12/04/1973	Active	34	0	0	0.00%	31		2	Y	7	R	01/2025		
	Exc Award (06/30/2022)															
43135	OSAGE	11/21/1983	Active	31	0	0	0.00%	30		1	Y		N	07/2025		
32193	OTTERTAIL	05/05/1976	Active	53	0	0	0.00%	45		0	Y	2	R	03/2025		
	Exc Award (06/30/2018, 06/30/2022, 06/30/2024)															
49341	PALISADE AREA LIONS	03/27/1989	Active	23	0	0	0.00%	23		0	Y		N	07/2025		\$356.00
2927	PARK RAPIDS	04/09/1954	Active	35	1	0	2.94%	36		0	Y		N	07/2025		
	Exc Award (06/30/2022, 06/30/2024)															
2928	PARKERS PRAIRIE	12/09/1963	Active	49	0	0	0.00%	45		3	Y			06/2025		
98529	PARKERS PRAIRIE PRIDE	02/09/2007	Active	21	0	0	0.00%	19		5	Y	2	N	07/2025		
	Exc Award (06/30/2022)															
153899	Pelican Rapids Area	06/14/2023	Active	9	0	0	0.00%	10		3	Y			10/2024		
96830	PEQUOT LAKES BREEZY POINT	04/03/2006	Active	13	0	0	0.00%	10		2	Y	3	R	07/2025		
2929	PERHAM	04/14/1972	Active	11	0	0	0.00%	11		12	Y	4		11/2024		
148870	Perham Area Community	11/04/2021	Active	7	0	0	0.00%	10		1	Y	5	R	06/2025		
44414	PILLAGER & AREA	12/11/1984	Active	45	0	0	0.00%	42		1	Y	3	R	07/2025		\$40.00
	Exc Award (06/30/2017, 06/30/2022, 06/30/2023)															
36192	PINE RIVER	11/17/1978	Active	23	0	0	0.00%	23		2	Y	3	R	07/2025		
41821	RIVERSIDE FERGUS FALLS	09/13/1982	Active	15	0	1	-6.25%	12	5	0	Y	2		06/2025		
	Exc Award (06/30/2017)															
125181	Rothsay	06/18/2015	Active	12	1	0	9.09%	11		0	Y	2	R	07/2025		
	Exc Award (06/30/2023, 06/30/2024)															
2935	SEBEKA	04/22/1969	Active	12	0	0	0.00%	11		2	Y	6	R	07/2025		



Club Health Assessment for District 5M 9 through July 2025

				Membership						Reports				Finance		LCIF		
Club Number	Club Name	Charter Date	Status		Current Member Count **	YTD Members Added	YTD Members Dropped	YTD Net Growth% ***	Member Count 1 Year Ago	Dropped Members Avg.Length of Service	Months Since Membership Update	Current Officers Reported ****	Current President Repeated Term	VP Reported *****	Last Date Reported Service (mm/yyyy)	Account Balance	YTD Donations	
			Times in Status Quo in Past 2 Years															
34731	UNDERWOOD	12/15/1977	Active		47	0	0	0.00%	47		4	Y		N	07/2025			
	Exc Award (06/30/2024)																	
34612	URBANK	11/17/1977	Active		18	0	0	0.00%	17		4	Y	4		10/2024			
2941	VERGAS	02/19/1968	Active		63	1	0	1.61%	55		0	Y		N	07/2025		\$600.00	
	Exc Award (06/30/2017, 06/30/2019, 06/30/2021, 06/30/2023)																	
2942	VERNDALE	02/21/1968	Active		34	0	0	0.00%	36		1	Y		N	07/2025		\$50.00	
	Exc Award (06/30/2016, 06/30/2022, 06/30/2024)																	
2943	WADENA	01/23/1922	Active		48	1	0	2.13%	50		0	Y		N	07/2025			
	Exc Award (06/30/2022)																	
38018	WALKER	02/01/1980	Active		28	0	0	0.00%	26		3	Y	9	R	07/2025			
Current Total Clubs Count	YTD New Clubs Count	YTD Cancelled Clubs Count	YTD Net Club Gain	Current Total Members Count	YTD Add	YTD Drop	YTD Net Growth	Member Count 12 Months Ago	Average Member Count Per Club	% of Clubs with less than 20 members	% No Officer Report in 12 Months	% of Clubs with balance 90+ days	Number of Clubs in Status Quo	% Status Quo Clubs in Financial Suspension	Number of Cancelled Clubs	Average Cancelled Club Age	Members Lost Due to Cancellation	% of Clubs Cancelled for Non-Financial Reasons
66	1	0	1	1,979	39	8	31	1.59%	1,877	30	36%	2%	2%	0	0%	0	0	0%

* - P - Priority Club. Cancellation Reasons: 1-Objectives/conduct, 2-Non-active club, 5-Non-existing club, 6-Disbanding, 7-Merger, 8-Financial Suspension, 9-District/Multiple District Dues.

** Red denotes below 15 active members.

*** Red denotes 20% + loss.

**** Y - all 3 (President, Secretary, Treasurer) club officers reported, N - not all 3 reported.

***** Abbreviation: N-New, IP-Immediate Past, R-Repeat.



Club Health Assessment for District 5M 10 through July 2025

			Status	Membership					Reports					Finance		LCIF
Club Number	Club Name	Charter Date	Times in Status Quo in Past 2 Years	Current Member Count **	YTD Members Added	YTD Members Dropped	YTD Net Growth% ***	Member Count 1 Year Ago	Dropped Members Avg.Length of Service	Months Since Membership Update	Current Officers Reported ****	Current President Repeated Term	VP Reported *****	Last Date Reported Service (mm/yyyy)	Account Balance	YTD Donations
Clubs more than two years old																
2835	BABBITT	03/21/1973	Active	25	0	0	0.00%	23		2	Y	2	R	02/2025		
Exc Award (06/30/2016, 06/30/2019, 06/30/2022)																
2890	BEMIDJI	03/31/1939	Active	85	2	0	2.41%	84		0	Y		N	06/2025		\$65.00
Exc Award (06/30/2016, 06/30/2017, 06/30/2018)																
62135	BEMIDJI FIRST CITY	06/21/1999	Active	21	0	0	0.00%	21		1	Y		N	01/2025		
Exc Award (06/30/2017, 06/30/2020)																
45650	BIG FALLS	01/13/1986	Active	27	0	0	0.00%	27		2	Y	15		12/2024		
Exc Award (06/30/2018)																
2837	BIGFORK	02/18/1957	Active(2)	9	0	0	0.00%	10		6	N	None		02/2025		
41302	BLACKDUCK	05/12/1982	Active	2	0	0	0.00%	6		1	N	10		01/2025		
2840	CARLTON AREA	05/05/1972	Active	36	0	0	0.00%	31		2	Y	2	R	06/2025		
Exc Award (06/30/2018, 06/30/2019, 06/30/2020, 06/30/2023, 06/30/2024)																
130754	Chisholm	04/27/2017	Active	12	0	0	0.00%	7		0	Y	5		07/2025	90+ Days	
2842	COOK	09/28/1973	Active	96	6	0	6.67%	69		0	Y	6	N	06/2025		
Exc Award (06/30/2016, 06/30/2017, 06/30/2023)																
2844	DEER RIVER	08/26/1946	Active	44	0	0	0.00%	34		1	Y		N	12/2024		
Exc Award (06/30/2017, 06/30/2018, 06/30/2020)																
2845	DULUTH	09/21/1945	Active	73	0	3	-3.95%	77	32	0	Y		N	07/2025		\$10.00
Exc Award (06/30/2017, 06/30/2019, 06/30/2020, 06/30/2021, 06/30/2024)																
126518	Duluth Campus Lions at University of Minnesota	01/18/2016	Active	10	0	0	0.00%	4		3	Y	2	R	02/2025		
Exc Award (06/30/2022)																
2850	GRAND MARAIS	05/08/1951	Active	23	0	0	0.00%	31		1	N	None		01/2025		
Exc Award (06/30/2016, 06/30/2020)																
2851	GRAND RAPIDS CAP BAKER	12/13/1921	Active	80	0	0	0.00%	75		3	Y	2	R	07/2025		
Exc Award (06/30/2016, 06/30/2017, 06/30/2018, 06/30/2019, 06/30/2020)																
35142	GRAND RAPIDS STAR OF THE NORTH	03/17/1978	Active	48	0	0	0.00%	48		2	Y	2	R	01/2025		



Club Health Assessment for District 5M 10 through July 2025

			Status	Membership					Reports					Finance	LCIF	
Club Number	Club Name	Charter Date	Times in Status Quo in Past 2 Years	Current Member Count **	YTD Members Added	YTD Members Dropped	YTD Net Growth% ***	Member Count 1 Year Ago	Dropped Members Avg.Length of Service	Months Since Membership Update	Current Officers Reported ****	Current President Repeated Term	VP Reported *****	Last Date Reported Service (mm/yyyy)	Account Balance	YTD Donations
Exc Award (06/30/2018, 06/30/2022)			Active	36	0	0	0.00%	38		3	Y	19	R	01/2025		
2838	GREENWAY L C	04/27/1939														
Exc Award (06/30/2017, 06/30/2018, 06/30/2020, 06/30/2022, 06/30/2023, 06/30/2024)			Active(3)	3	0	0	0.00%	1		5	N	2		06/2025		
2852	HIBBING	10/06/1947														
Exc Award (06/30/2017)			Active	16	1	0	6.67%	13		0	Y	6		04/2025		
36293	ORR	12/11/1978														
Exc Award (06/30/2017, 06/30/2018, 06/30/2019)			Active(1)	6	0	0	0.00%	8		11	Y	7		08/2024		
2867	PROCTOR	06/23/1972														
Exc Award (06/30/2019, 06/30/2021)			Active	36	0	0	0.00%	11		3	N	None	N	03/2025		
2847	Quad Cities	11/03/1921														
Exc Award (06/30/2018, 06/30/2020)			Active(1)	18	0	0	0.00%	16		1	N	None		01/2025		
28121	TWO HARBORS	02/07/1974														
Exc Award (06/30/2017, 06/30/2018)																

Clubs Cancelled Previous Fiscal Year – Clubs Cancelled within last 12 months may be reinstated

Club Number	Club Name	Charter Date	Current Status*	Cancellation Date
2855	INTERNATIONAL FALLS	06/08/1954	Cancelled(8*)	12/30/2024
2873	VIRGINIA	10/01/1947	Cancelled(7*)	12/30/2024

Current Total Clubs Count	YTD New Clubs Count	YTD Cancelled Clubs Count	YTD Net Club Gain	Current Total Members Count	YTD Add	YTD Drop	YTD Net Growth	YTD Net Growth %	Member Count 12 Months Ago	Average Member Count Per Club	% of Clubs with less than 20 members	% No Officer Report in 12 Months	% of Clubs with balance 90+ days	Number of Clubs in Status Quo	% Status Quo Clubs in Financial Suspension	Number of Cancelled Clubs	Average Cancelled Club Age	Members Lost Due to Cancellation	% of Clubs Cancelled for Non-Financial Reasons
21	0	0	0	706	9	3	6	0.86%	634	34	38%	14%	5%	0	0%	0	0	0	0%

* - P - Priority Club. Cancellation Reasons: 1-Objectives/conduct, 2-Non-active club, 5-Non-existing club, 6-Disbanding, 7-Merger, 8-Financial Suspension, 9-District/Multiple District Dues.

** Red denotes below 15 active members.

*** Red denotes 20% + loss.

**** Y - all 3 (President, Secretary, Treasurer) club officers reported, N - not all 3 reported.

***** Abbreviation: N-New, IP-Immediate Past, R-Repeat.




Club Health Assessment for District 5M 11 through July 2025

			Status	Membership					Reports					Finance	LCIF	
Club Number	Club Name	Charter Date	Times in Status Quo in Past 2 Years	Current Member Count **	YTD Members Added	YTD Members Dropped	YTD Net Growth% ***	Member Count 1 Year Ago	Dropped Members Avg.Length of Service	Months Since Membership Update	Current Officers Reported ****	Current President Repeated Term	VP Reported *****	Last Date Reported Service (mm/yyyy)	Account Balance	YTD Donations
Clubs more than two years old																
2886	ADA	02/14/1952	Active	20	0	0	0.00%	21		1	Y		N	06/2025		
30091	ALVARADO	01/10/1975	Active	18	0	0	0.00%	21		6	Y	3	R	01/2025		
2887	ARGYLE	02/06/1952	Active(1)	71	0	1	-1.39%	72	28	0	Y		N	03/2025		
2888	BAGLEY	01/28/1974	Active	15	0	0	0.00%	12		0	Y	2	R	03/2025		
2889	BARNESVILLE	02/28/1952	Active	40	0	3	-6.98%	43	16	0	Y	2		02/2025		
62564	BARNESVILLE THURSDAY NITE	12/20/1999	Active	13	0	0	0.00%	19		1	Y		R	06/2025		
2896	CROOKSTON	09/14/1938	Active	39	0	2	-4.88%	45	7	0	Y		N	05/2025		
2900	DILWORTH	10/22/1962	Active	52	0	0	0.00%	54		4	Y	2	N	07/2025		
Exc Award (06/30/2017, 06/30/2021)																
82709	DILWORTH LOCO	06/22/2004	Active	16	0	0	0.00%	18		0	Y		N	07/2025		
2906	FERTILE	11/28/1956	Active	14	0	0	0.00%	14		2	Y	2	R	07/2025		
Exc Award (06/30/2016, 06/30/2017)																
42748	FLOM & AREA L C	06/30/1983	Active	17	0	0	0.00%	17		1	Y		N	02/2025		
33200	FOSSTON-LENGBY	01/24/1977	Active	33	0	0	0.00%	31		1	Y	2	R	02/2025		
Exc Award (06/30/2017, 06/30/2018)																
39265	GARY	01/13/1981	Active	15	0	0	0.00%	15		1	Y	2		06/2022		
2908	GLYNDON	02/14/1966	Active	8	0	0	0.00%	9		1	Y		R	06/2025		
Exc Award (06/30/2016, 06/30/2018)																
31236	GONVICK	10/07/1975	Active(3)	32	0	0	0.00%	32		6	N	None		12/2024		
2909	GOODRIDGE	11/01/1961	Active(1)	32	0	0	0.00%	32		1	Y	5	R	05/2025		
62113	GOODRIDGE LION TAMERS	06/16/1999	Active	24	0	0	0.00%	21		3	Y		N	03/2025		
44511	GREENBUSH-BADGER	01/17/1985	Active	28	0	0	0.00%	31		5	Y		N	01/2025		
2910	GRYGLA	01/20/1971	Active	67	0	0	0.00%	75		1	N			06/2025		
2912	HALSTAD	04/18/1972	Active	13	0	0	0.00%	10		3	N		N	02/2025		
29831	HAWLEY	10/17/1974	Active	48	0	0	0.00%	41		1	Y	2		02/2025		
30325	HITTERDAL	03/11/1975	Active	18	0	0	0.00%	19		2	Y		N	07/2025		
Exc Award (06/30/2017)																
2914	KARLSTAD	09/28/1951	Active	27	0	0	0.00%	28		3	Y	3	R	07/2025		




Club Health Assessment for District 5M 11 through July 2025

			Status	Membership						Reports				Finance	LCIF	
Club Number	Club Name	Charter Date	Times in Status Quo in Past 2 Years	Current Member Count **	YTD Members Added	YTD Members Dropped	YTD Net Growth% ***	Member Count 1 Year Ago	Dropped Members Avg.Length of Service	Months Since Membership Update	Current Officers Reported ****	Current President Repeated Term	VP Reported *****	Last Date Reported Service (mm/yyyy)	Account Balance	YTD Donations
Exc Award (06/30/2023)																
2916	LAKE BRONSON	04/28/1960	Active	11	0	0	0.00%	10		1	Y	10	N	09/2024		
2918	LANCASTER	01/08/1961	Active	39	0	0	0.00%	36		4	Y	3	R	06/2025		
137920	Mahnomen-Waubun Area	05/15/2019	Active	15	0	0	0.00%	16		2	Y	2		05/2025		
99769	MOORHEAD	06/29/2007	Active	18	0	0	0.00%	19		1	Y	4	R	01/2025		
2923	MOORHEAD MIDDAY CENTRAL	12/10/1958	Active	14	0	0	0.00%	16		1	Y	2		06/2025		
34611	NEWFOLDEN	11/29/1977	Active	21	0	1	-4.55%	22	4	0	N	2		01/2025		
29905	OSLO	11/05/1974	Active	24	0	0	0.00%	22		4	Y	7	R	11/2024		
31239	PLUMMER	10/10/1975	Active	32	0	0	0.00%	31		4	Y	5	R	12/2018		
62114	PLUMMER LIONS TOO	06/17/1999	Active	27	0	0	0.00%	23		1	Y			03/2025		
31185	RED LAKE FALLS	09/22/1975	Active	40	0	0	0.00%	45		1	Y		N	06/2025		
Exc Award (06/30/2021, 06/30/2022)																
2932	ROSEAU	06/06/1951	Active	13	0	0	0.00%	15		0	Y	6	N	01/2025		
2934	SABIN	11/15/1973	Active	11	0	0	0.00%	10		5	Y	2	R	04/2025		
Exc Award (06/30/2017)																
40735	ST HILAIRE	01/28/1982	Active	25	0	0	0.00%	26		3	Y		N	05/2025		
Exc Award (06/30/2022)																
2937	STEPHEN	10/27/1959	Active	38	0	0	0.00%	40		3	Y	6		02/2025		
2938	THIEF RIVER FALLS	10/08/1938	Active	28	0	0	0.00%	32		1	Y	3	N	02/2025		
144837	Thief River Falls Lioness	02/01/2021	Active	20	0	0	0.00%	17		1	Y	3	R	06/2025		
2939	TWIN VALLEY	12/03/1958	Active	11	0	0	0.00%	11		11	N	9		03/2022		
2940	ULEN	12/07/1972	Active	17	0	2	-10.53%	19	13	0	Y		N	07/2025		
44415	WANNASKA	12/06/1984	Active	34	0	0	0.00%	34		2	Y	2	R	07/2025		
2944	WARREN	11/10/1958	Active	29	0	0	0.00%	33		2	N	None		01/2025		
2945	WARROAD	05/05/1960	Active	34	0	0	0.00%	34		20	Y		R	05/2025		
29906	WINGER	11/05/1974	Active	40	0	0	0.00%	40		1	Y		N	06/2025		



Club Health Assessment for District 5M 11 through July 2025

<div>International Club of Presidents</div>						Status		Membership					Reports				Finance		LCIF
						Times in Status Quo in Past 2 Years	Current Member Count **	YTD Members Added	YTD Members Dropped	YTD Net Growth***	Member Count 1 Year Ago	Dropped Members Avg.Length of Service	Months Since Membership Update	Current Officers Reported ****	Current President Repeated Term	VP Reported *****	Last Date Reported Service (mm/yyyy)	Account Balance	YTD Donations
Club Number	Club Name		Charter Date																
Current Total Clubs Count	YTD New Clubs Count	YTD Cancelled Clubs Count	YTD Net Club Gain	Current Total Members Count	YTD Add	YTD Drop	YTD Net Growth	Member Count 12 Months Ago	Average Member Count Per Club	% of Clubs with less than 20 members	% No Officer Report in 12 Months	% of Clubs with balance 90+ days	Number of Clubs in Status Quo	% Status Quo Clubs in Financial Suspension	Number of Cancelled Clubs	Average Cancelled Club Age	Members Lost Due to Cancellation	% of Clubs Cancelled for Non-Financial Reasons	
45	0	0	0	1,201	0	9	-9	-0.74%	1,231	27	40%	4%	0%	0	0%	0	0	0	0%

* - P - Priority Club. Cancellation Reasons: 1-Objectives/conduct, 2-Non-active club, 5-Non-existing club, 6-Disbanding, 7-Merger, 8-Financial Suspension, 9-District/Multiple District Dues.

** Red denotes below 15 active members.

*** Red denotes 20% + loss.

**** Y - all 3 (President, Secretary, Treasurer) club officers reported, N - not all 3 reported.

***** Abbreviation: N-New, IP-Immediate Past, R-Repeat.



Club Health Assessment for District 5M 10 through July 2025

			Status	Membership					Reports					Finance		LCIF
Club Number	Club Name	Charter Date	Times in Status Quo in Past 2 Years	Current Member Count **	YTD Members Added	YTD Members Dropped	YTD Net Growth% ***	Member Count 1 Year Ago	Dropped Members Avg.Length of Service	Months Since Membership Update	Current Officers Reported ****	Current President Repeated Term	VP Reported *****	Last Date Reported Service (mm/yyyy)	Account Balance	YTD Donations
Clubs more than two years old																
2875	ATIKOKAN	12/14/1953	Active	21	0	0	0.00%	23		1	Y	3	N	06/2025		\$846.44
	Exc Award (06/30/2019, 06/30/2023)															
3125	DRYDEN	03/23/1953	Active(1)	19	0	0	0.00%	19		0	Y	2		05/2025		
	Exc Award (06/30/2023)															
53070	DRYDEN TRILLIUM	05/11/1992	Active	43	0	0	0.00%	44		1	Y		N	07/2025		
	Exc Award (06/30/2016, 06/30/2018, 06/30/2022, 06/30/2023)															
3126	EAR FALLS	05/27/1970	Active	9	0	0	0.00%	9		2	Y		N	04/2025		
	Exc Award (06/30/2017, 06/30/2019)															
2876	FORT FRANCES	04/06/1964	Active(1)	10	0	0	0.00%	10		5	N	None		01/2025		
	Exc Award (06/30/2016, 06/30/2017)															
77757	FORT FRANCES VOYAGEUR	11/12/2003	Active	12	0	0	0.00%	17		2	Y	8	N	07/2024		
	Exc Award (06/30/2017, 06/30/2019, 06/30/2020, 06/30/2022)															
2877	IGNACE	03/06/1973	Active(1)	14	0	0	0.00%	0		1	Y	8		01/2025		
	Exc Award (06/30/2016, 06/30/2017)															
3127	KENORA LAKE OF THE WOODS	08/31/1948	Active	11	0	0	0.00%	10		12	Y		N	05/2025		\$54.91
	Exc Award (06/30/2016, 06/30/2023)															
2881	MARATHON	10/19/1959	Active	2	0	0	0.00%	2		14	N	None		01/2025		
143279	Northwestern Ontario Cyber	10/26/2020	Active(1)	80	0	0	0.00%	74		1	N			06/2025		\$500.00
	Exc Award (06/30/2022)															
38893	PICKLE LAKE	09/22/1980	Active(1)	7	0	0	0.00%	0		8	N	None		03/2025		
	Exc Award (06/30/2019)															
3128	RED LAKE	09/28/1959	Active	20	0	0	0.00%	16		1	Y		N	01/2025		
	Exc Award (06/30/2016)															
3129	SIOUX LOOKOUT	10/06/1959	Active	17	1	0	6.25%	17		0	Y	2	R	07/2025		
2884	THUNDER BAY METRO	05/17/1973	Active	21	0	0	0.00%	20		2	N	None	N	01/2025	90+ Days	
	Exc Award (06/30/2020)															
3130	VERMILION BAY	10/12/1959	Active	38	1	0	2.70%	32		0	Y		R	07/2025		
	Exc Award (06/30/2016, 06/30/2019, 06/30/2020)															



Club Health Assessment for District 5M 10 through July 2025

INTERNATIONAL

						Status		Membership					Reports				Finance		LCIF
Club Number	Club Name	Charter Date				Times in Status Quo in Past 2 Years	Current Member Count **	YTD Members Added	YTD Members Dropped	YTD Net Growth% ***	Member Count 1 Year Ago	Dropped Members Avg.Length of Service	Months Since Membership Update	Current Officers Reported ****	Current President Repeated Term	VP Reported *****	Last Date Reported Service (mm/yyyy)	Account Balance	YTD Donations
140021	WEST RAINY RIVER DISTRICT Exc Award (06/30/2020)	10/17/2019				Active	23	0	0	0.00%	30		3	N	None		03/2025		
Current Total Clubs Count	YTD New Clubs Count	YTD Cancelled Clubs Count	YTD Net Club Gain	Current Total Members Count	YTD Add	YTD Drop	YTD Net Growth	YTD Net Growth %	Member Count 12 Months Ago	Average Member Count Per Club	% of Clubs with less than 20 members	% No Officer Report in 12 Months	% of Clubs with balance 90+ days	Number of Clubs in Status Quo	% Status Quo Clubs in Financial Suspension	Number of Cancelled Clubs	Average Cancelled Club Age	Members Lost Due to Cancellation	% of Clubs Cancelled for Non-Financial Reasons
16	0	0	0	347	2	0	2	0.58%	323	22	56%	13%	6%	0	0%	0	0	0	0%

* - P - Priority Club. Cancellation Reasons: 1-Objectives/conduct, 2-Non-active club, 5-Non-existing club, 6-Disbanding, 7-Merger, 8-Financial Suspension, 9-District/Multiple District Dues.

** Red denotes below 15 active members.

*** Red denotes 20% + loss.

**** Y - all 3 (President, Secretary, Treasurer) club officers reported, N - not all 3 reported.

***** Abbreviation: N-New, IP-Immediate Past, R-Repeat.




Club Health Assessment for District 5M 11 through July 2025

			Status	Membership						Reports				Finance	LCIF	
Club Number	Club Name	Charter Date	Times in Status Quo in Past 2 Years	Current Member Count **	YTD Members Added	YTD Members Dropped	YTD Net Growth***	Member Count 1 Year Ago	Dropped Members Avg.Length of Service	Months Since Membership Update	Current Officers Reported ****	Current President Repeated Term	VP Reported *****	Last Date Reported Service (mm/yyyy)	Account Balance	YTD Donations
Clubs less than two years old																
186778	Sage Creek & Area	07/13/2025	Newly Chartered	20	20	0	100.00%	0		0	Y		N			
158039	Winnipeg River Area	04/26/2024	Active	23	2	0	9.52%	22		0	Y		N	05/2025		
Clubs more than two years old																
3084	BEAUSEJOUR	09/28/1948	Active	12	0	0	0.00%	15		2	Y	3	R	09/2024		\$36.61
Exc Award (06/30/2016, 06/30/2024)																
3094	EAST KILDONAN	09/10/1953	Active	7	0	0	0.00%	6		6	N	None		02/2025	90+ Days	
58280	EAST ST PAUL	05/13/1996	Active	19	0	0	0.00%	21		1	Y		IP	01/2025		
44168	GRUNTHAL	07/01/1984	Active	15	0	0	0.00%	9		0	Y	6	N	11/2024		\$100.00
3100	LAC DU BONNET	02/07/1963	Active	21	0	0	0.00%	18		1	Y	3	N	07/2025		
Exc Award (06/30/2023)																
3107	PINAWA	10/21/1964	Active	10	0	0	0.00%	7		3	Y		N	07/2024		
3113	RIVERSIDE	03/29/1949	Active	26	0	20	-43.48%	53	8	0	Y		N	08/2019		
36964	SELKIRK & DISTRICT	04/30/1979	Active	11	0	0	0.00%	11		2	Y	3	N	07/2025		
122310	Ste. Anne	05/23/2014	Active	24	0	0	0.00%	22		3	Y	2	R	06/2025		
Exc Award (06/30/2016, 06/30/2017)																
109167	WEST ST PAUL	09/02/2010	Active	14	0	0	0.00%	17		2	Y	4	R	05/2025		
Exc Award (06/30/2021)																
43137	WHITEMOUTH & DISTRICT	11/11/1983	Active	19	0	0	0.00%	22		3	N		N	03/2025		
Exc Award (06/30/2022, 06/30/2023)																
3124	WINNIPEG	12/15/1921	Active	18	0	0	0.00%	16		1	Y	2		01/2025		
47808	WINNIPEG BEACH	10/30/1987	Active	28	0	0	0.00%	26		3	N		N	06/2025		
DUNNOTTAR LAKESIDE																
44169	WINNIPEG SOUTH	07/01/1984	Active(2)	11	0	0	0.00%	10		1	Y	2	R	04/2025		\$146.44
53615	WINNIPEG TRANSCONA	08/28/1992	Active	16	0	0	0.00%	16		15	N	None		05/2025		
29356	WINNIPEG WEST	05/29/1974	Active	9	0	1	-10.00%	10	2	0	Y	5	R	06/2025		
Exc Award (06/30/2017, 06/30/2019)																



Club Health Assessment for District 5M 11 through July 2025

<div>International Club of Presidents</div>						Status		Membership					Reports				Finance		LCIF
						Times in Status Quo in Past 2 Years		Current Member Count **	YTD Members Added	YTD Members Dropped	YTD Net Growth***	Member Count 1 Year Ago	Dropped Members Avg.Length of Service	Months Since Membership Update	Current Officers Reported ****	Current President Repeated Term	VP Reported *****	Last Date Reported Service (mm/yyyy)	Account Balance
Club Number	Club Name		Charter Date																
Current Total Clubs Count	YTD New Clubs Count	YTD Cancelled Clubs Count	YTD Net Club Gain	Current Total Members Count	YTD Add	YTD Drop	YTD Net Growth	Member Count 12 Months Ago	Average Member Count Per Club	% of Clubs with less than 20 members	% No Officer Report in 12 Months	% of Clubs with balance 90+ days	Number of Clubs in Status Quo	% Status Quo Clubs in Financial Suspension	Number of Cancelled Clubs	Average Cancelled Club Age	Members Lost Due to Cancellation	% of Clubs Cancelled for Non-Financial Reasons	
18	1	0	1	303	22	21	1	0.33%	301	17	67%	11%	6%	0	0%	0	0	0	

* - P - Priority Club. Cancellation Reasons: 1-Objectives/conduct, 2-Non-active club, 5-Non-existing club, 6-Disbanding, 7-Merger, 8-Financial Suspension, 9-District/Multiple District Dues.

** Red denotes below 15 active members.

*** Red denotes 20% + loss.

**** Y - all 3 (President, Secretary, Treasurer) club officers reported, N - not all 3 reported.

***** Abbreviation: N-New, IP-Immediate Past, R-Repeat.



Club Health Assessment for District 5M 13 through July 2025

			Status	Membership					Reports					Finance	LCIF	
Club Number	Club Name	Charter Date	Times in Status Quo in Past 2 Years	Current Member Count **	YTD Members Added	YTD Members Dropped	YTD Net Growth% ***	Member Count 1 Year Ago	Dropped Members Avg.Length of Service	Months Since Membership Update	Current Officers Reported ****	Current President Repeated Term	VP Reported *****	Last Date Reported Service (mm/yyyy)	Account Balance	YTD Donations
Clubs more than two years old																
41950	AUSTIN & AREA	10/29/1982	Active	18	0	0	0.00%	15		1	Y	2		06/2025		
46229	BINSCARTH & DISTRICT L C	05/30/1986	Active	20	0	0	0.00%	23		1	Y		N	07/2025		
3085	BIRTLE	04/15/1959	Active	27	0	0	0.00%	27		12	Y		N	09/2024		\$14.64
Exc Award (06/30/2023)																
3086	BOISSEVAIN	11/16/1956	Active	30	0	0	0.00%	25		1	Y	5		02/2025		
44416	BOWSMAN & DIST	12/07/1984	Active	35	0	0	0.00%	39		6	Y	7		11/2024		
Exc Award (06/30/2017)																
3088	BRANDON	11/10/1938	Active	29	0	0	0.00%	30		1	Y	6	R	06/2025		
Exc Award (06/30/2017)																
3087	BRANDON WHEAT CITY	02/28/1973	Active	39	0	0	0.00%	42		1	Y	4		12/2024		
3091	CRYSTAL CITY	04/23/1959	Active	24	0	0	0.00%	30		1	Y	3	R	07/2025		\$73.22
Exc Award (06/30/2019, 06/30/2021, 06/30/2023, 06/30/2024)																
3092	DAUPHIN	10/24/1938	Active	14	0	0	0.00%	12		4	Y	3	R	05/2025		
43708	ELPHINSTONE	04/05/1984	Active	11	0	0	0.00%	11		18	N	None		11/2024		
3095	ERICKSON	10/28/1957	Active	16	0	0	0.00%	19		3	Y	5	R	02/2025		
38123	ETHELBERT	03/07/1980	Active	3	0	0	0.00%	3		34	N	None		11/2024		
3096	FLIN FLON	09/28/1953	Active	28	0	0	0.00%	28		0	Y		N	07/2025		
44614	GILBERT PLAINS & DISTRICT	02/04/1985	Active	9	0	0	0.00%	9		15	Y	3	R	02/2025		
3099	HAMIOTA	11/01/1956	Active	23	0	0	0.00%	17		1	Y	2	N	06/2025		\$732.19
Exc Award (06/30/2021)																
37772	HOLLAND & AREA	12/10/1979	Active	18	0	0	0.00%	18		3	Y	2	N	06/2025		
Exc Award (06/30/2023)																
45652	KENTON	01/23/1986	Active(1)	11	0	0	0.00%	12		6	Y	2		11/2024		
3102	MAC GREGOR	02/14/1963	Active	7	0	0	0.00%	12		3	Y	6		03/2025		
32900	MELITA	10/29/1976	Active	8	0	0	0.00%	8		3	Y	2	N	05/2025		\$732.19
56316	MINITONAS DISTRICT	12/12/1994	Active(2)	17	0	0	0.00%	17		22	N	None		11/2024		
35326	MINNEDOSA	04/13/1978	Active	32	0	0	0.00%	31		1	Y	2		06/2025		\$14.64
Exc Award (06/30/2018, 06/30/2022, 06/30/2024)																




Club Health Assessment for District 5M 13 through July 2025

			Status	Membership						Reports				Finance		LCIF
Club Number	Club Name	Charter Date	Times in Status Quo in Past 2 Years	Current Member Count **	YTD Members Added	YTD Members Dropped	YTD Net Growth% ***	Member Count 1 Year Ago	Dropped Members Avg.Length of Service	Months Since Membership Update	Current Officers Reported ****	Current President Repeated Term	VP Reported *****	Last Date Reported Service (mm/yyyy)	Account Balance	YTD Donations
154153	Morden Roaring	04/11/2023	Active	12	0	0	0.00%	6		1	Y	2		08/2024		
3105	NEEPAWA	10/06/1938	P- Active(1)	0	0	0	0.00%	1		1	N	None		12/2024		
38949	OAK LAKE & AREA L C	10/06/1980	Active	17	0	0	0.00%	17		15	Y	3		02/2025		
42375	OAKBURN & AREA	03/28/1983	Active	21	2	0	10.53%	20		0	Y	2	R	07/2025		\$61.01
Exc Award (06/30/2017)																
38256	PIPESTONE	04/08/1980	Active	10	0	0	0.00%	10		15	N	None		07/2025		
3109	PLUMAS	10/18/1957	Active	17	0	0	0.00%	17		3	Y	12		05/2025		
3110	PORTAGE LA PRAIRIE	09/27/1938	P- Active	9	0	0	0.00%	8		0	Y		R	07/2025		
35327	RAPID CITY & AREA	04/28/1978	Active	13	0	0	0.00%	12		4	Y	2		02/2025		
30554	RIVERS & AREA	04/24/1975	Active	20	0	0	0.00%	16		1	Y	7	R	07/2025		
3114	ROSSBURN	09/29/1960	Active	15	0	0	0.00%	13		5	Y	3	R	06/2025		
Exc Award (06/30/2018)																
39802	RUSSELL & AREA L C	04/30/1981	Active	20	0	0	0.00%	20		2	Y		N	05/2025		
Exc Award (06/30/2024)																
41143	SANDY LAKE	04/28/1982	Active	21	0	0	0.00%	18		1	Y	3	R	07/2025		\$366.10
3116	SHOAL LAKE	08/29/1951	Active	25	0	0	0.00%	18		2	Y		N	04/2025		
42157	SINCLAIR & AREA	01/31/1983	Active	11	0	0	0.00%	13		3	N	None		03/2025	90+ Days	
42376	SOMERSET & AREA	03/31/1983	Active	15	0	0	0.00%	15		11	N	None		11/2024		
44939	STONEWALL & DISTRICT	05/31/1985	Active	23	0	1	-4.17%	22	17	0	Y	2	R	04/2025		
36965	STRATHCLAIR	04/30/1979	Active	6	0	0	0.00%	6		21	Y	23	R	01/2025		
46385	SWAN LAKE & AREA L C	06/25/1986	Active(1)	12	0	0	0.00%	13		8	N	None		03/2025		
3117	SWAN RIVER	06/22/1960	Active	38	1	0	2.70%	36		1	Y	2	N	03/2025		
Exc Award (06/30/2021)																
43205	TEULON & AREA	12/05/1983	Active	14	0	0	0.00%	13		2	Y			09/2024		
3119	THOMPSON	10/03/1968	Active	6	0	0	0.00%	8		0	N	None		10/2024		
3120	VIRDEN	11/02/1956	Active	24	0	0	0.00%	25		1	Y	5	R	07/2025		
44618	WARREN & DIST	02/25/1985	Active	12	0	0	0.00%	13		1	N	None		05/2025		
3122	WASKADA	03/22/1966	Active	18	0	0	0.00%	18		1	Y	3	R	06/2025		
3123	WAWANESA	11/08/1956	Active	15	0	0	0.00%	17		3	Y		N	05/2025		
Exc Award (06/30/2017, 06/30/2023)																



Club Health Assessment for District 5M 13 through July 2025

<div>Club NumberClub NameCharter Date</div>						Status		Membership					Reports				Finance		LCIF
						Times in Status Quo in Past 2 Years	Current Member Count **	YTD Members Added	YTD Members Dropped	YTD Net Growth***	Member Count 1 Year Ago	Dropped Members Avg.Length of Service	Months Since Membership Update	Current Officers Reported ****	Current President Repeated Term	VP Reported *****	Last Date Reported Service (mm/yyyy)	Account Balance	YTD Donations
Current Total Clubs Count	YTD New Clubs Count	YTD Cancelled Clubs Count	YTD Net Club Gain	Current Total Members Count	YTD Add	YTD Drop	YTD Net Growth	Member Count 12 Months Ago	Average Member Count Per Club	% of Clubs with less than 20 members	% No Officer Report in 12 Months	% of Clubs with balance 90+ days	Number of Clubs in Status Quo	% Status Quo Clubs in Financial Suspension	Number of Cancelled Clubs	Average Cancelled Club Age	Members Lost Due to Cancellation	% of Clubs Cancelled for Non-Financial Reasons	
46	0	0	0	813	3	1	2	0.25%	803	18	61%	7%	2%	0	0%	0	0	0	0%

* - P - Priority Club. Cancellation Reasons: 1-Objectives/conduct, 2-Non-active club, 5-Non-existing club, 6-Disbanding, 7-Merger, 8-Financial Suspension, 9-District/Multiple District Dues.

** Red denotes below 15 active members.

*** Red denotes 20% + loss.

**** Y - all 3 (President, Secretary, Treasurer) club officers reported, N - not all 3 reported.

***** Abbreviation: N-New, IP-Immediate Past, R-Repeat.